

# VENUS METALS CORPORATION LTD

## THE HISTORIC YOUANMI GOLD MINE

INTERNATIONAL CHINESE INVESTOR PRESENTATION



## CAUTIONARY STATEMENTS & DISCLAIMER



This Presentation has been prepared by Venus for the purpose of providing an overview of its current prospects and development strategy to recipients. The information in this presentation is current as at the date of the presentation, and (i) does not purport to be complete; and (ii) should not be considered to be comprehensive or to comprise all the information that an investor should consider when making an investment decision. The information is provided in summary form, has not been independently verified, and should not be considered to be comprehensive or complete. The Company is not responsible for providing updated information and assumes no responsibility to do so.

This Presentation and its contents are provided to recipients in confidence on the basis that it may not be reproduced or disclosed in whole or in part to any other person, without the written consent of Venus. Distribution of this Presentation may be restricted by law. Persons who come into possession of this Presentation should seek advice on and observe any such restrictions. Any failure to comply with such restrictions may constitute a violation of applicable securities laws.

This Presentation is provided on the basis that neither the Company nor its respective officers, shareholders, related bodies corporate, partners, affiliates, employees, representatives and advisers, make any representation or warranty (express or implied) as to the accuracy, reliability, relevance or completeness of the material contained in this Presentation and nothing contained in the Presentation is, or may be relied upon, as a promise, representation or warranty, whether as to the past or the future. The Company hereby excludes all warranties that can be excluded by law.

All persons should consider the appropriateness of the information having regard to their own objectives, financial situation and needs and seek appropriate professional advice in reviewing the Presentation and all other information with respect to the Company and evaluating the business, financial performance and operations of the Company. Neither the provision of the Presentation nor any information contained in the Presentation or subsequently communicated to any person in connection with the presentation is, or should be taken as, constituting the giving of financial product or investment advice to any person, and is not a recommendation to acquire the Company securities and has been prepared without taking into account the objectives, financial situation or needs of individuals. The Company is not licensed to provide financial product advice in respect of its securities or any other financial products. Cooling off rights do not apply to the acquisition of the Company securities. The Company assumes that the recipient is capable of making its own independent assessment, without reliance on this document, of the information and any potential investment and will conduct its own investigation.

An investment in the Company is subject to investment and other known and unknown risks, some of which are beyond the control of the Company. Such risks include, but are not limited to metals price volatility, currency fluctuations, increased production costs and variances in ore grade or recovery rates from those assumed in mining plans, as well as political and operational risks, and governmental regulation and judicial outcomes.

This Presentation is for information purposes only. The Presentation does not comprise a prospectus, product disclosure statement or other offering document under Australian law (and will not be lodged with ASIC) or any other law. This Presentation also does not constitute any invitation, offer for sale or subscription or any solicitation for any offer to buy or subscribe for any securities nor shall they or any part of them form the basis of or be relied upon in connection therewith or act as any inducement to enter into any contract or commitment with respect to any securities.

### **No New Information or Data**

This presentation contains references to Mineral Resource estimates, all of which are from market announcements made by the Company on 28 May 2018 and 29 June 2018. The Company confirms that it is not aware of any new information or data that materially affects the information included in the relevant market announcements and, in the case of estimates of Mineral Resources that all material assumptions and technical parameters underpinning the estimates in the relevant market announcement continue to apply and have not materially changed.

### **Forward Looking Statements**

This presentation includes certain 'forward looking statements'. All statements, other than statements of historical fact, are forward looking statements that involve various risks and uncertainties. There can be no assurances that such statements will prove accurate, and actual results and future events could differ materially from those anticipated in such statements. Such information contained herein represents management's best judgement as of the date hereof based on information currently available. The company does not assume any obligation to update any forward looking statement.

### **No Distribution in the US**

This Presentation is not an offer of securities for sale in the United States. This Presentation is not for distribution directly or indirectly in or into the United States or to US persons.

### **Monetary Values**

Unless otherwise stated, all dollar values are in Australian dollars (A\$). The information in this Presentation remains subject to change without notice.

# VENUS METALS CORPORATION LTD



## CORPORATE SUMMARY

<b>Issued Shares (ASX: VMC):</b>	87,181,359
<b>Listed Options (ASX: VMCOA):</b>	57,037,722
<b>Market Cap:</b>	Approx. \$13 million
<b>Top 20 Shareholders:</b>	43.7%



# VENUS METALS CORPORATION LTD



## BOARD OF DIRECTORS

A track record of discoveries and corporate success



**Mr Alan Birchmore** Non-Executive Chairman  
AO, FAICD. Extensive international management experience in resource development including the Kalgoorlie Super Pit (Bond Gold) and Argyle Diamond Mines (Northern Mining). Founding Chairman of St Barbara Gold Mines at its ASX listing as well as Mermaid Marine Australia Ltd. More recently he was Chairman of United Minerals Corporation NL leading up to the BHP Billiton scheme of arrangement takeover in 2010.



**Barry Fehlberg** Exploration Director  
BSc (Honours), MAusIMM. Geologist with 40+ years successful experience in exploration and resource development across diverse commodities. Executive Exploration Director of listed ASX Companies since 1978, including United Minerals Corporation NL prior to the BHP Billiton takeover in 2010.



**Mr Matthew Hogan** Managing Director  
MAICD. Specialised corporate experience in resource company management and asset acquisitions / transactions. Instrumental in ASX listing of Iron Ore Holdings Limited. As Chief Executive officer of United Minerals Corporation NL he played a key role in the take over by BHP Billiton in 2010 for \$204m.



**Kumar Arunachalam** Executive Director  
MSc (Geology), MAusIMM. Geologist with 38+ years experience in geological and hydrogeological affairs. He managed all environmental studies, approvals, tenements and native title issues for United Minerals Corporation NL before becoming an Executive Director of Venus in 2011.

## MANAGEMENT TEAM



**Patrick Tan** Company Secretary  
Fellow Certified Practising Accountant and Registered Tax Agent with 30 + years experience in auditing, accounting and finance in various industries. Was Chief Financial Officer and Company Secretary for United Minerals Corporation NL until the BHP-Billiton takeover. He has multi lingual skills and is fluent in Mandarin.



**Dr Matthias Cornelius** Exploration Consultant  
Dr. Mont. MAIG MAAG. Geologist with 30+ years of experience in mineral exploration and mining in Australia and overseas. Worked for major and junior companies and the CSIRO in roles as Senior Geologist, Exploration Manager, Principal Research Scientist, Chief Geologist and, since 2015, as Consultant Geologist.

# THE YOUANMI GOLD MINE

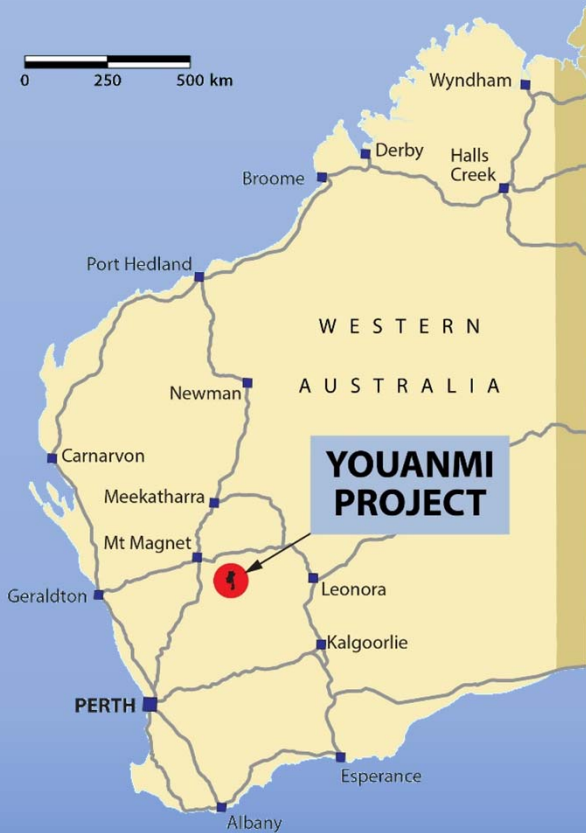


- ❖ Youanmi is one of the last big WA gold mines to be re-examined for production under today's high gold prices of AUD\$1,700/oz.
- ❖ The Youanmi Gold Mine closed in 1995 with gold prices at AUD\$450/oz after producing over 670,000 ounces at an average 5.4g/t Au.
- ❖ Venus has entered into two option agreements to enable it to purchase the Youanmi Gold Mine.
- ❖ Venus has upgraded all open pit and high grade underground resources to JORC 2012 compliance after extensive modelling of the existing 15,183 drill hole data base.
- ❖ Further major upside potential has been identified through the concept of developing a single "super pit" over a 2km strike zone (connecting all existing pits from surface).
- ❖ Drilling has shown significant potential for high grade resource extensions at depth.
- ❖ Venus holds all the surrounding exploration acreage where EM surveys have outlined extensive anomalies for testing to provide new discovery opportunities.

**INDICATED AND INFERRED JORC 2012 RESOURCE ESTIMATE - TOTAL 1,190,600 OUNCES OF GOLD\***

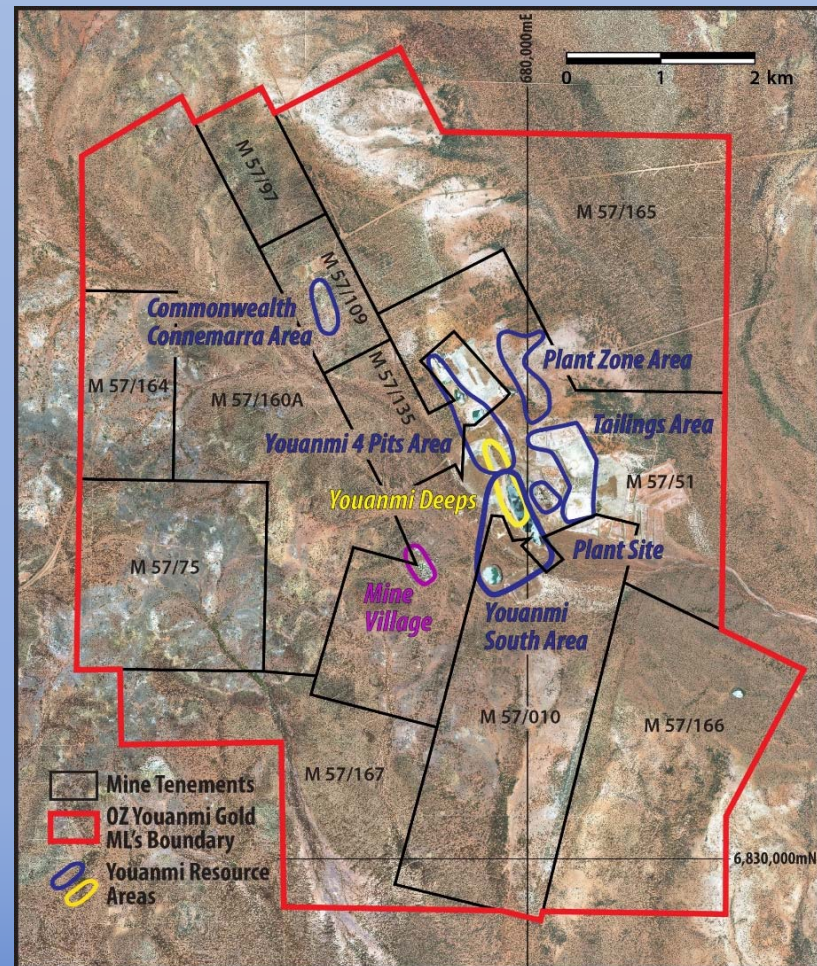
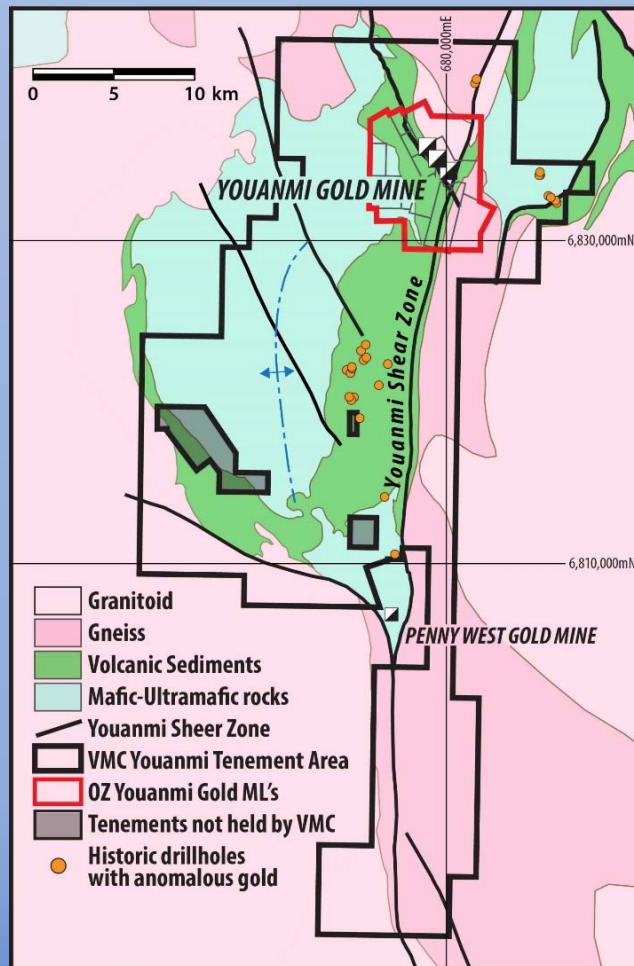
*\* Refer VMC ASX releases dated 28 May 2018 and 29 June 2018*

# YOUANMI GOLD PROJECT



**Youanmi Gold Mine Infrastructure**

# YOUANMI GOLD PROJECT TENEMENTS



# YOUANMI JORC 2012 RESOURCE ESTIMATES



## Youanmi Near-Surface Deposits JORC 2012 Mineral Resource Estimate

RESOURCE	CUT OFF GRADE	TONNES	AU	AU
Classification	g/t Au	(Millions)	g/t	Ounces
Indicated	0.5	4.72	1.76	266,200
Inferred	0.5	5.36	1.55	266,500
<b>TOTAL</b>	<b>0.5</b>	<b>10.07</b>	<b>1.65</b>	<b>532,700</b>

## Youanmi Deeps JORC 2012 Mineral Resource Estimate

RESOURCE	CUT OFF GRADE	TONNES	AU	AU
Classification	g/t	Millions	g/t	Ounces
Indicated	4.0	0.808	8.1	210,200
Inferred	4.0	1.605	8.7	447,700
<b>TOTAL</b>	<b>4.0</b>	<b>2.413</b>	<b>8.5</b>	<b>657,900</b>

**TOTAL RESOURCE NEAR SURFACE AND DEEPS  
Indicated and Inferred**

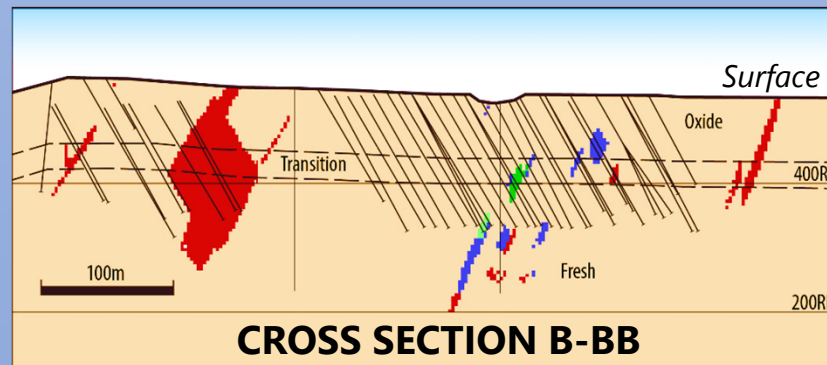
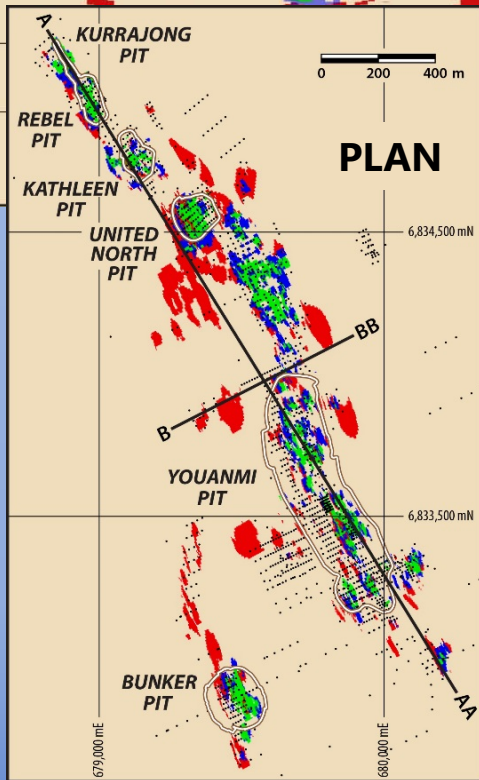
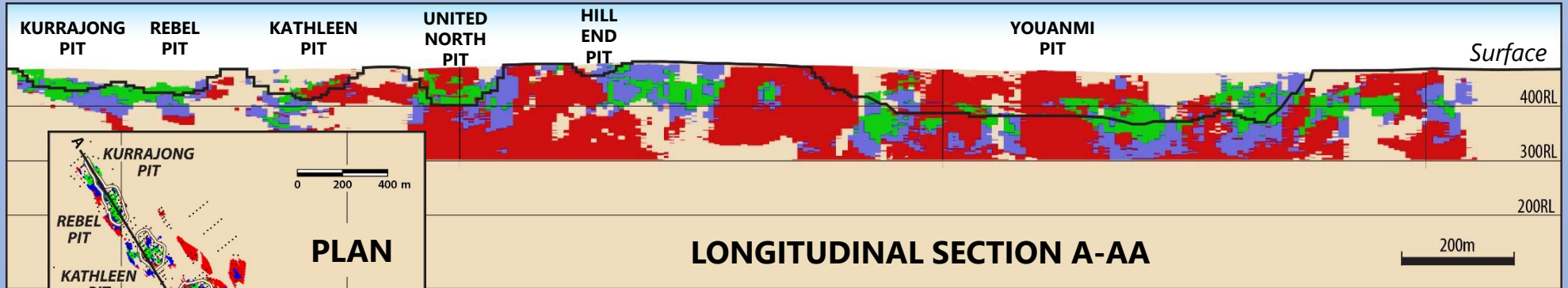
**1,190,600 ounces of gold\***

*\* Refer VMC ASX releases dated 28 May 2018 and 29 June 2018*



# YOUANMI NEAR SURFACE GOLD DEPOSITS

Sections and Plan with JORC 2012 RESOURCES OUTLINE

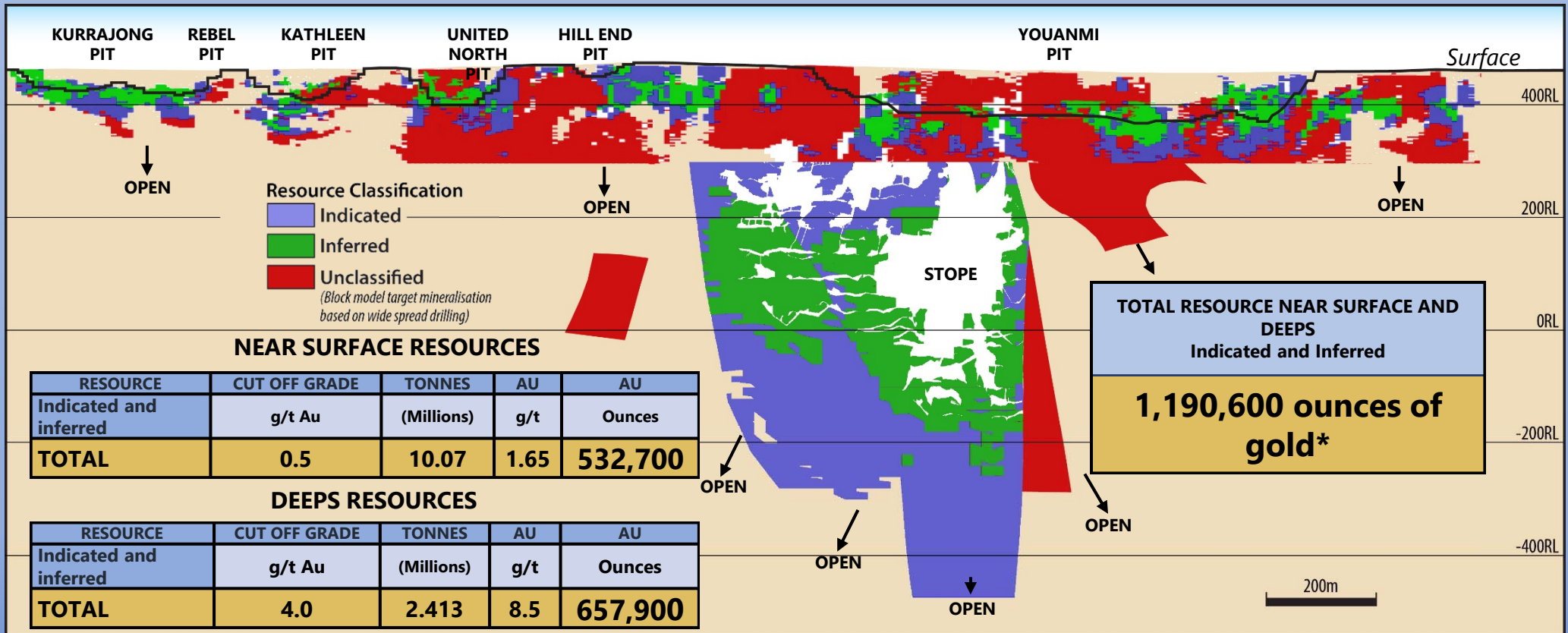


- Resource Classification**
- Indicated
  - Inferred
  - Unclassified  
(Block model target mineralisation based on wide spread drilling)

RESOURCE	CUT OFF GRADE	TONNES	AU	AU
Indicated and inferred	g/t Au	(Millions)	g/t	Ounces
<b>TOTAL</b>	<b>0.5</b>	<b>10.07</b>	<b>1.65</b>	<b>532,700</b>

# YOUANMI NEAR SURFACE & DEEPS GOLD DEPOSITS

## Section and Plan with JORC 2012 RESOURCES OUTLINE

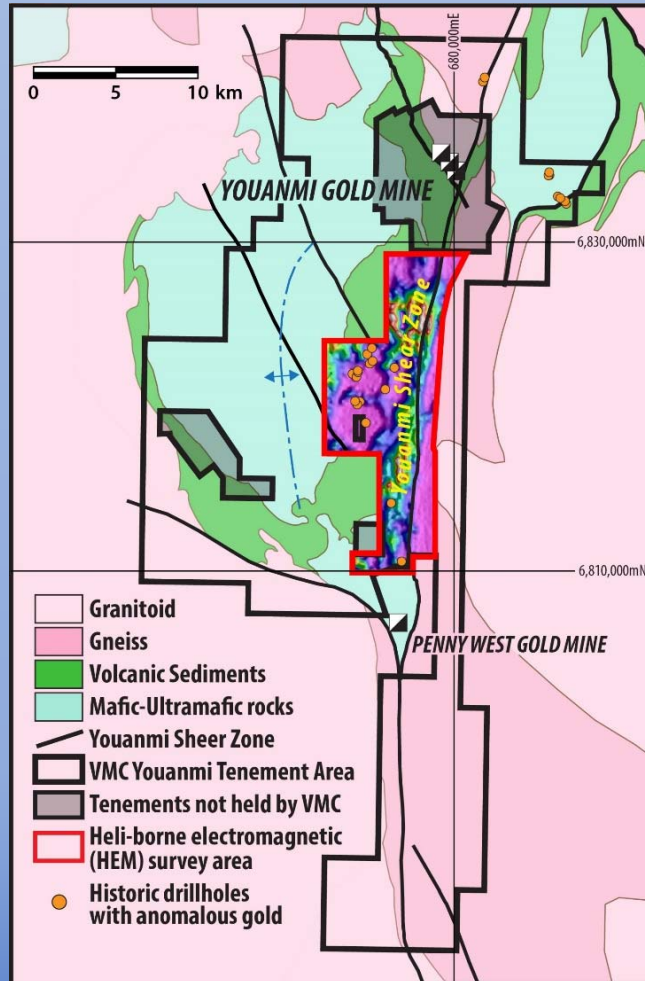


\* Refer VMC ASX releases dated 28 May 2018 and 29 June 2018

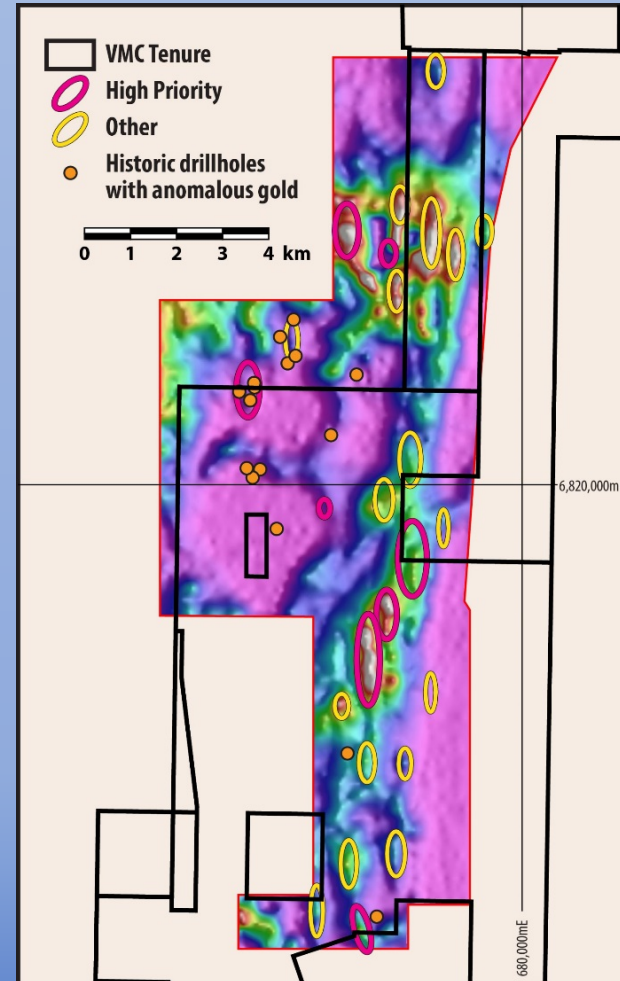
# YOUANMI REGIONAL GOLD PROJECT TARGETS



## HELI-BORNE ELECTROMAGNETIC SURVEY



## EM TARGETS



**PENNY WEST GOLD MINE (Not VMC) PAST PRODUCTION : 150,000 oz from 200,000t at 22 g/t Au**

*(Ref: Radford and Boddington, 2003, Penny West Gold Deposit, Youanmi, WA, CRC LEME)*

# YOUANMI GOLD PROJECT FORWARD PLANNING



- Complete due diligence prior to exercise of the purchase options
- Commence scoping studies on the near surface deposits for the “super pit” concept
- Drilling to upgrade resources for planning purposes
- Engineering studies for high volume treatment alternative
- Pre-feasibility studies and project finance discussions
- Preliminary discussions with open pit and underground mine operators
- Regional exploration to drill test identified targets

## AUSTRALIAN GOLD DEVELOPER / EXPLORER PEER GROUP COMPARISON



	MC	EV	Resource	Reserve	EV:Rsc	EV:Rsv
	A\$m	A\$m	oz	oz	A\$/oz	A\$/oz
<b>Gold Road Resources</b>	636	412	3,250,000	1,870,000	127	220
<b>Gascoyne Resources</b>	211	221	2,323,000	615,000	95	359
<b>Echo Resources</b>	125	114	1,722,000	856,000	66	133
<b>Capricorn Metals</b>	50	43	1,374,000	892,000	31	48
<b>KIN Mining</b>	44	30	1,023,000	373,000	29	80
<b>Prodigy Gold NL</b>	39	32	1,010,000	-	32	-
<b>Excelsior Gold</b>	29	23	954,000	409,000	25	57
<b>Calidus Resources</b>	25	18	712,000	-	25	-
<b>Ausgold Ltd</b>	18	17	785,000	-	22	-
<b>Middle Island Resources</b>	13	11	479,000	-	22	-
<b>VENUS METALS CORPORATION</b>	<b>13</b>	<b>?</b>	<b>1,190,600</b>	<b>?</b>	<b>?</b>	<b>?</b>

MC = Market Capitalisation
EV = Enterprise Value (exclusively on gold assets)
Resource = ounces
EV Rsc= Enterprise Value per resource ounce
EV Rsv = Enterprise Value per reserve ounce

Source – Updates from Various Company Presentations & Reports May-June 2018

# CONTACT DETAILS



**VENUS METALS CORPORATION LIMITED**  
**Mezzanine Level, BGC Centre**  
**28 The Esplanade, Perth**  
**Western Australia, 6000**  
**Tel: +618 9321 7541**  
**[www.venusmetals.com.au](http://www.venusmetals.com.au)**