

POSITIONED FOR DISCOVERY

Advanced Gold, Copper
and Base Metals
Portfolio in Australia's
Leading Resources
Regions



Disclaimer Important Information

Forward-looking information is subject to known and unknown risks, uncertainties and other factors that may cause actual results to be materially different from those expressed or implied by such forward-looking information, including risks associated with investments in private and publicly listed companies such as the Company; risks associated with general economic conditions; the risk that further funding may be required but unavailable for the ongoing development of the Company's projects or future acquisitions; changes in government regulations, policies or legislation; unforeseen expenses; fluctuations in commodity prices; fluctuation in exchange rates; litigation risk; restrictions on the repatriation of earnings by the Company's subsidiaries; the inherent risks and dangers of mining exploration and operations in general; risk of continued negative operating cashflow; the possibility that required permits may not be obtained; environmental risks; uncertainty in the estimation of mineral resources and mineral reserves; general risks associated with the feasibility and development of each of the Company's projects; foreign investment risks in Australia; changes in laws or regulations; future actions by government; breach of any of the contracts through which the Company holds property rights; defects in or challenges to the Company's property interests; uninsured hazards; disruptions to the Company's supplies or service providers; reliance on key personnel and retention of key employees.

Forward-looking information is based on the reasonable assumptions, estimates, analysis and opinions of management of the Company made in light of their experience and their perception of trends, current conditions and expected developments, as well as other factors that management believes to be relevant and reasonable in the circumstances at the date that such statements are made, but which may prove to be incorrect. The Company believes that the assumptions and expectations reflected in such forward-looking information are reasonable.

Assumptions have been made regarding, among other things: the Company's ability to carry on its future exploration, development and production activities, the timely receipt of required approvals, the price of gold, copper and base metals, the ability of the Company to operate in a safe, efficient and effective manner and the ability of the Company to obtain financing as and when required and on reasonable terms. Readers are cautioned that the foregoing list is not exhaustive of all factors and assumptions which may have been used.

Although the Company has attempted to identify important factors that could cause actual results to differ materially from those contained in forward-looking information, there may be other factors that cause results not to be as anticipated, estimated or intended. There can be no assurance that such information will prove to be accurate, as actual results and future events could differ materially from those anticipated in such information. Accordingly, readers should not place undue reliance on forward-looking information. The Company does not undertake to update any forward-looking information, except in accordance with applicable securities laws.

NO LIABILITY/SUMMARY INFORMATION

The Company has prepared the Presentation Materials based on information available to it at the time of preparation. No representation or warranty, express or implied, is made as to the fairness, accuracy or completeness of the information, opinions and conclusions contained in the Presentation Materials. To the maximum extent permitted by law, the Company, its related bodies corporate (as that term is defined in the Corporations Act 2001 (Commonwealth of Australia)) and the officers, directors, employees, advisers and agents of those entities do not accept any responsibility or liability including, without limitation, any liability arising from fault or negligence on the part of any person, for any loss arising from the use of the Presentation Materials or its contents or otherwise arising in connection with it.

Exploration results detailed in this presentation have previously been reported to the ASX or in the independent geologist report contained in the Prospectus lodged on 18 May 2017. References to metal endowments are current to January 2017. Endowment = current resource plus production. Coordinate system on maps is MGA94 Zone 55 unless otherwise stated.

COMPETENT PERSONS STATEMENT

The information in this document that relates to Exploration Results, Mineral Resources or Ore Reserves is based on information compiled by Mr Steven Oxenburgh who is a Member of the AusIMM (CP) and a Member of the Australian Institute of Geoscientists. Mr Oxenburgh is a full-time employee of Magmatic Resources Limited and has sufficient experience which is relevant to the style of mineralisation and type of deposit under consideration and to the activity which he is undertaking to qualify as a Competent Person as defined in the 2012 Edition of the "Australasian Code for Reporting of Exploration Results, Mineral Resources and Ore Reserves". Mr Oxenburgh consents to the inclusion in the report of the matters based on his information in the form and context in which it appears.

Additionally, Mr Oxenburgh confirms that the entity is not aware of any new information or data that materially affects the information contained in the ASX releases referred to in this report.

4 Advanced Gold and Copper projects in NSW, 2 target generation projects in WA



- Four discovery-ready gold and copper focused exploration projects in the **East Lachlan Fold Belt – Australia’s premier porphyry address** with regional endowment greater than **66Moz Gold & 11Mt Copper¹**
- Strategic, target generation tenement acquisitions in Western Australia’s emerging **Yamarna Belt** home to **6 Moz¹** Gruyere Gold project/mine (Gold Road + Gold Fields):
 - ✓ Mt Venn Igneous complex prospective for Copper-Nickel-Cobalt and
 - ✓ 3 Gold tenement in the emerging Yamarna goldfield.



1. Metal endowments from: Phillips, G N (Ed), 2017. Australian Ore Deposits (The Australasian Institute of Mining and Metallurgy: Melbourne)

Pre-discovery Investment Opportunity: de-risked projects in buoyant Gold, Copper, Nickel and Cobalt commodity markets



Strategy:

➤ Short Term Upsides:

- ✓ **Advance 4 Gold targets (near surface potential for open pit mining) to a resource**
 - Bodangora historical 230koz Gold mine @26g/t, depth and new targets
 - Boxdale-Carlisle Reefs **14km Gold trend awaiting aeromagnetic interpretation**
 - Lady Ilse 10km Gold trend under 5-15m of cover
 - MacGregors 2km Gold trend
- ✓ **Advance WA Gold and Copper/Nickel/Cobalt projects** via greenfield exploration target generation

➤ Medium Term Upsides:

- ✓ **Advance 3 major Gold-Copper porphyry projects via Joint Ventures with major miners**
 - Parkes: JV with JOGMEC (Japan Government Resource Agency) on Parkes Copper-Gold project: World's largest greenfields explorer has approved additional \$1M expenditure in 2018
 - Myall: **Large copper-gold porphyry target under 60-120m plus cover**
 - Wellington North: **Copper gold porphyry target under sub-crop to 15m of cover**

Magmatic Resources Ltd (MAG) Introduction



- ✓ Formed Magmatic Resources in 2014 to purchase 4 advanced projects in the East Lachlan, NSW: **from Gold Fields Limited (Mkt cap \$US3.4b); which spent \$13.5M on exploration and have retained a 20% strategic equity in MAG**
- ✓ Counter cyclical investment: forecast rebound in Gold and Copper prices and demand
- ✓ Australia is a Tier 1 Mining Jurisdiction: low sovereign risk
- ✓ Projects are in Australia's largest Gold-Copper Porphyry region, home to:
 - **Cadia Valley: Australia's largest Gold mine**
 - **Northparkes: 2nd largest porphyry mine in Australia**
 - **Cowal mine: 8Moz Gold¹**
- ✓ De-risked:
 - 4 projects, eight tenements, 1049sqkm, over 40 targets
 - Multiple near surface gold targets
 - Multiple large porphyry targets
 - Gold Fields had agreed a JV with JOGMEC (Japan Government Resource Agency) which we rescued

1. Metal endowments from: Phillips, G N (Ed), 2017. Australian Ore Deposits (The Australasian Institute of Mining and Metallurgy: Melbourne)

Copper is in a supply deficit – many market commentators agree deficit is likely to increase over the next decade



Key demand side drivers:

- US economy growing:
 - US infrastructure plans announced by President Trump still to happen
- Chinese economy continues to grow:
 - One Belt One Road initiative needs massive infrastructure investment
- Rising demand from:
 - Electric vehicles use up to 4x copper than conventional vehicles
 - Renewable energy uses up to 9x copper of conventional energy

Supply side challenges:

- Declining grades and lack of new production capacity being developed
- Lack of investment and exploration for past decade
- Labour disruptions and increasing political risk in key producing markets: Chile (Escondida), Indonesia (Grasberg), Philippines etc.
- Chile now highest cost copper producer due to rising water, electricity and labour costs

Strong growth outlook for copper

- Recent McKinsey Global Institute report signalled **strong growth for copper over the next two decades** and alongside a **depletion of copper ores after 2025** further exacerbating constrained supply
- On balance Magmatic see a strong outlook for copper and expect to see an **increase M&A activity** along the value chain from greenfield exploration thru to producing mines



Porphyry Copper Gold deposits explained



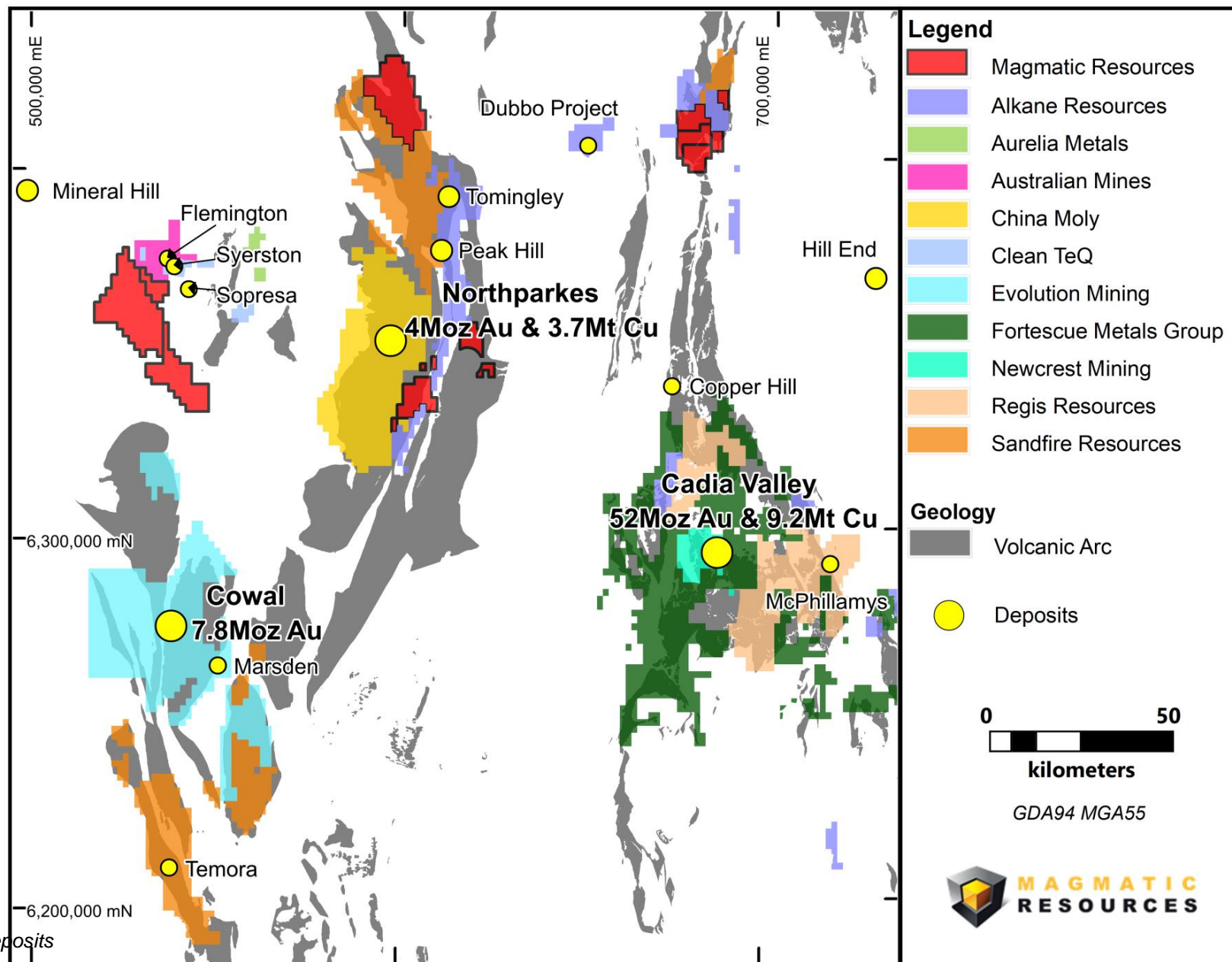
- **Porphyry deposits are the world's most important source of Copper (Cu) and Molybdenum (Mo), and are major sources of Gold (Au).** They account for about 50 to 60% of world Copper production.
- Porphyry deposits typically contain **hundreds of millions of tonnes of ore at grades ranging from 0.2% to more than 1% Cu** while in porphyry Au and Cu-Au deposits, **Au grades range from 0.2 to 2 g/t Au.**
- **Major Porphyry mines:**
 - Grasberg in Indonesia is the **largest gold mine and the second largest copper mine in the world.** Freeport-McMoRan (FCX), which owns 90.64% **forced by Indonesian government to reduce to 49%**
 - Chuquicamata in Chile is the **worlds largest open pit copper mine**
 - Escondida in Chile is the **worlds largest copper producer** owned by BHP, RIO Tinto and others
- **Australia's only 2 porphyry mines are both in the East Lachlan and near MAG's 3 porphyry projects:**
 - Cadia Valley (Newcrest) **53Moz Gold and 9.2Mt Copper¹**
 - North Parkes (China Molybdenum and Sumitomo) **4Moz Gold and 3.7Mt Copper¹**
- **MAG's 3 porphyry projects Myall, Wellington North and Parkes JV** have prospective porphyry targets that have yielded drill intersections at grades **representative of operating Cu porphyry mines**

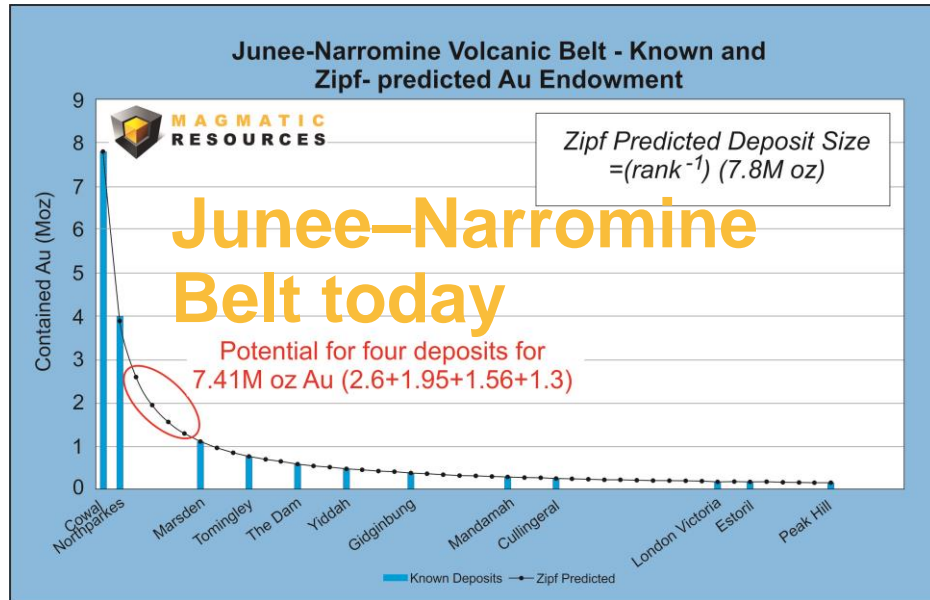
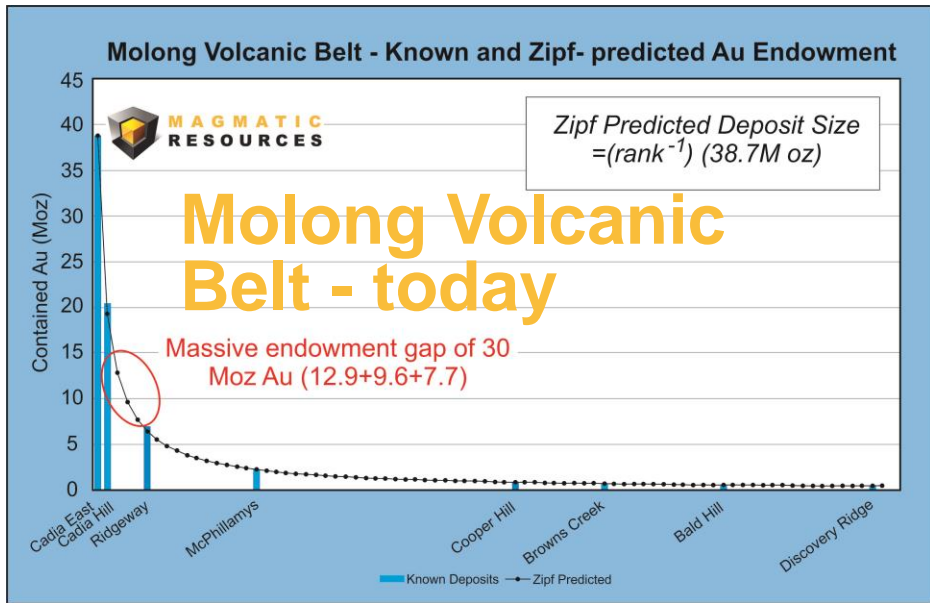
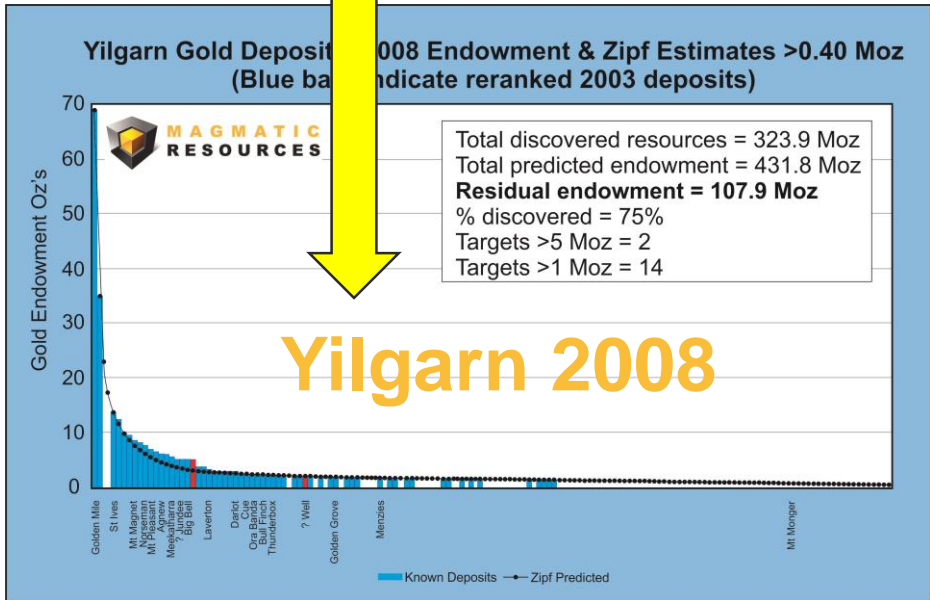
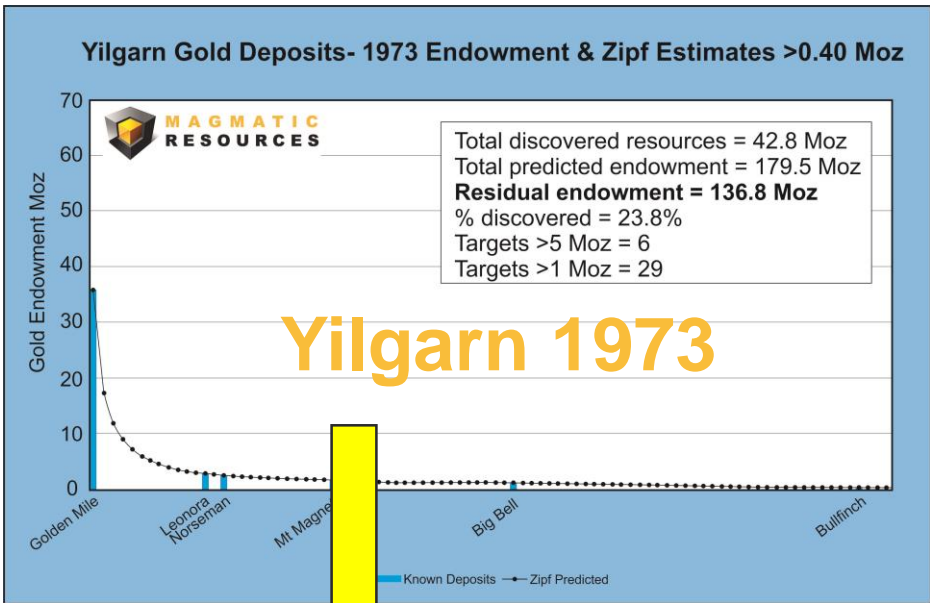
1. Metal endowments from: Phillips, G N (Ed), 2017. Australian Ore Deposits
(The Australasian Institute of Mining and Metallurgy: Melbourne)

Exploring with the majors East Lachlan

- **Fortescue** opened office in Orange and actively **exploring for copper**
- **Newcrest** (Cadia Valley: **52Moz Gold & 3.7Mt Copper¹**) actively seeking new greenfields projects
- **Evolution** expanded in 3 years Gold resource by **4Moz to 8Moz¹**
- **Regis** advancing **2.2Moz Gold¹** McPhillamys project
- **CleanTeq** building \$1billion Nickel/Cobalt/Scandium project
- **China Molybdenum** bought 80% of North Parkes mine in 2015 from RIO for \$800m. **4Moz Gold +3.7Mt Copper¹**

1. Metal endowments from: Phillips, G N (Ed), 2017. Australian Ore Deposits (The Australasian Institute of Mining and Metallurgy: Melbourne)





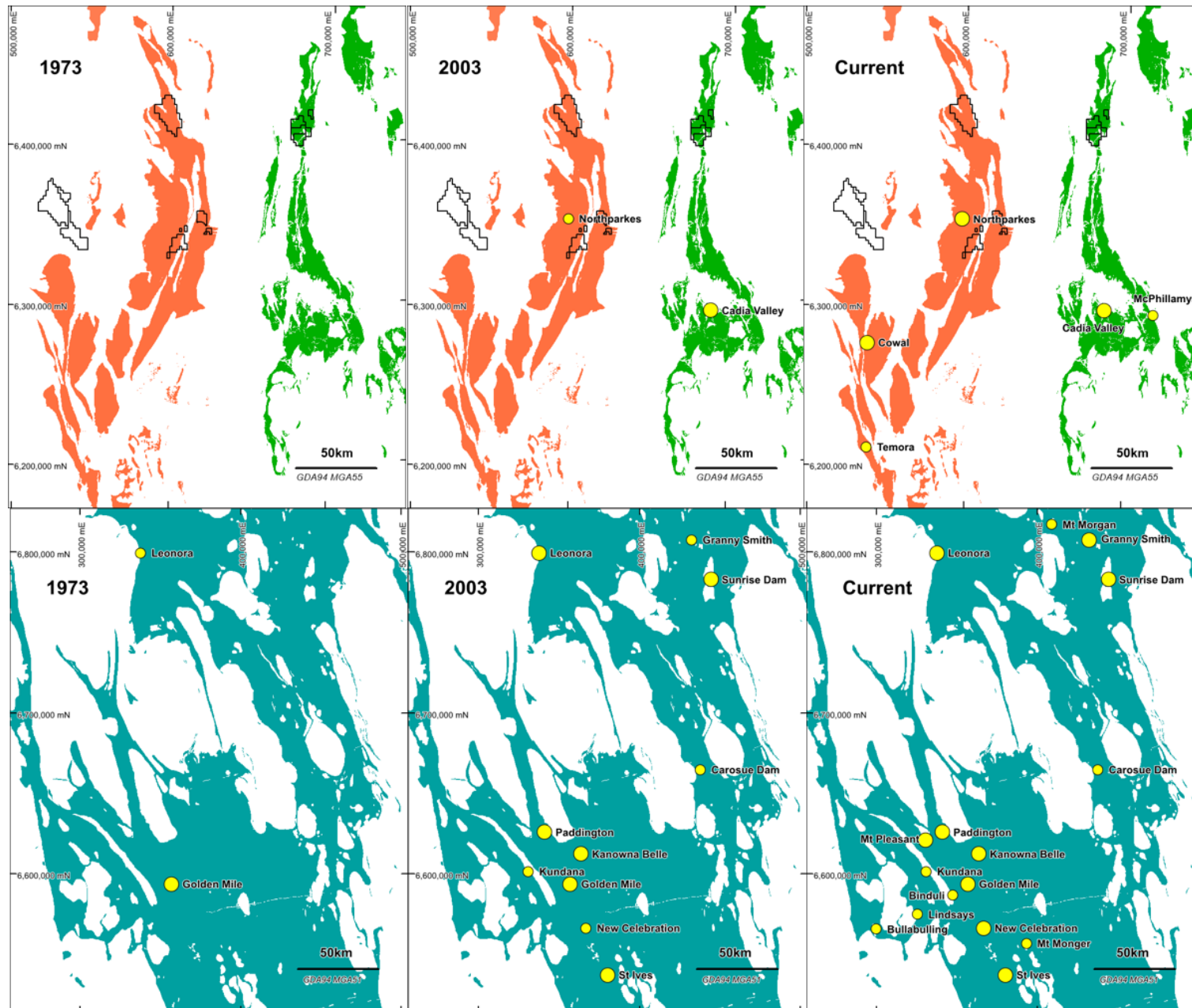
East Lachlan vs Yilgarn Mineral Endowment

- East Lachlan is underexplored compared to WA/Yilgarn and has great potential for major discoveries
- Yilgarn: 45 years of exploration and still major discoveries
- Molong Volcanic Belt: potential for 3 x 8M to 13M oz Au/Cu discoveries
- Junee-Narromine Volcanic Belt potential for 4 x 1.3M to 2.6Moz Au/Cu discoveries
- Zipf distribution is a predicted natural distribution of deposits

Reference for Yilgarn: Guj et al., 2011

East Lachlan vs Yilgarn Mineral Endowment Potential over time

- East Lachlan is significantly underexplored compared to the Yilgarn
- Yilgarn 45 years of exploration and still major discoveries
- Molong Volcanic Belt and Junee – Narromine Volcanic Belt are massively underexplored
- Magmatic has 3 Tier 1 exploration projects in these belts
- Major producers have recognised this and have dramatically increased exploration activity

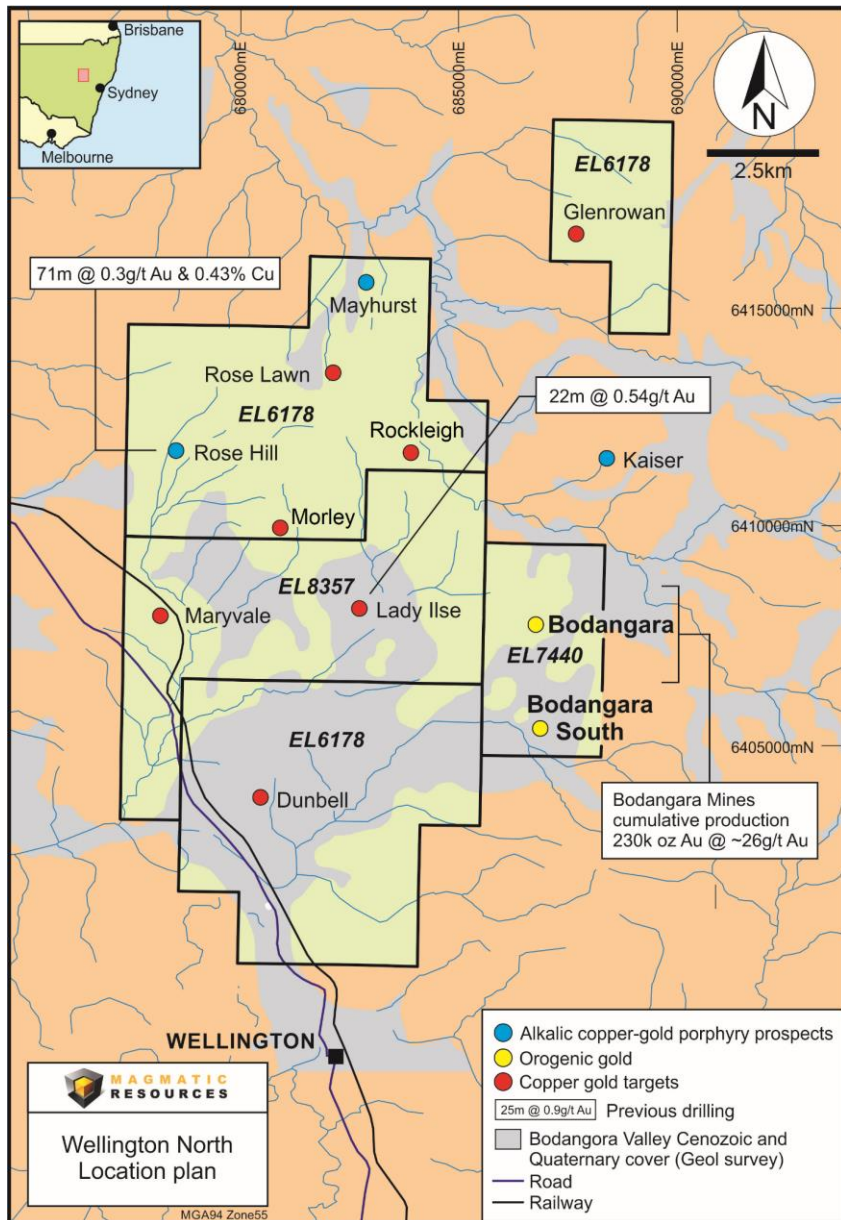


Newcrest's Cadia Valley East Lachlan porphyry discovery history



- 1991: Newcrest conducted shallow RC drilling – 100m to test the magnetic field, no strong results
- 1992: Cadia Hill was discovered, Newcrest targeted NW extension of Cadia Hill then confirmed extensive halo
- 1994: IP survey conducted on NW of Cadia Quarry, in return one anomaly were detected.
- 1995: Newcrest targeted further NW extension with RC drill including four +500m depth holes (NC368 to NC 370, see image over page)
 - In return, drilling began to hit weak mineralisation grading **above 0.1 g/t Au with 8m @ 0.53% Cu, 0.42g/t Au.¹ NC369 intersected significant mineralisation, resulting 1m @ 5.68g/t Au and 2m @ 10.6g/t Au at 300m depth.¹**
- 1996: Newcrest decided to conduct greater depth drilling based on previous results. Depth 858.4m drilling, NC371 intersect **102m @ 0.13 g/t Au, 0.40% Cu from 610m.¹**
- Nov, 1996: Discovery NC498 (Glory hole): **145m @ 4.3 g/t Au, 1.20% Cu from 598m, 84m @ 7.4 g/t Au, 1.27% Cu from 821m.¹**

1. New Gen Gold conference proceedings, 1999



Wellington North: Gold & Gold-Copper project

- Tenements cover large volcanic-intrusive centre in the northern end of the Molong Rise, which hosts Newcrest's Cadia Valley porphyry Au-Cu deposits
- Mineralisation characterised by shallow to no cover – easy to explore and potentially develop
- Historical high grade **Bodangora gold mine: 230koz @ 26/g/t Au¹**
✓ currently exploring southern extents
- 2 major Au-Cu porphyry targets
- **Recent rock chips from Morley 7.7% Cu², and Bodangora 92.8g/t Au³**

Porphyry Au-Cu:

Lady Ilse

- 10km trend untested
- 22m at 0.54 g/t Au (250ppm Cu) from 18m⁴

and Rose Hill

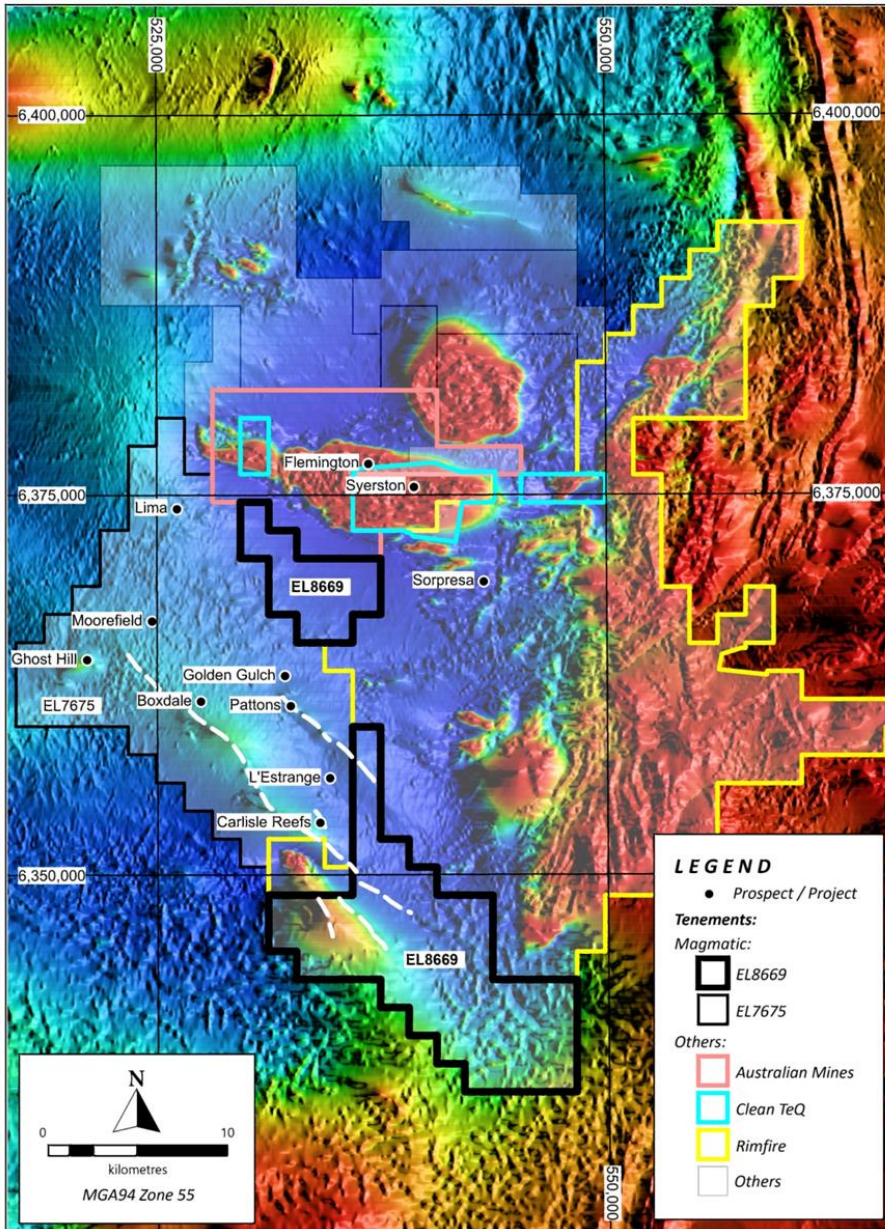
- 71m @ 0.30g/t Au & 0.43% Cu from 0m, incl. 6m @ 0.99g/t Au & 1.47% Cu from 0m¹

Orogenic Au:

Bodangora (Dicks Reward, Mitchell Creek, Knowles):

- Historical gold mine:
 - 230k oz @ 26g/t Au¹

1. See MAG Prospectus release 17/5/2017
2. See MAG ASX release 4/6/2018
3. See MAG ASX release 10/5/2018
4. See MAG ASX release 19/2/2018

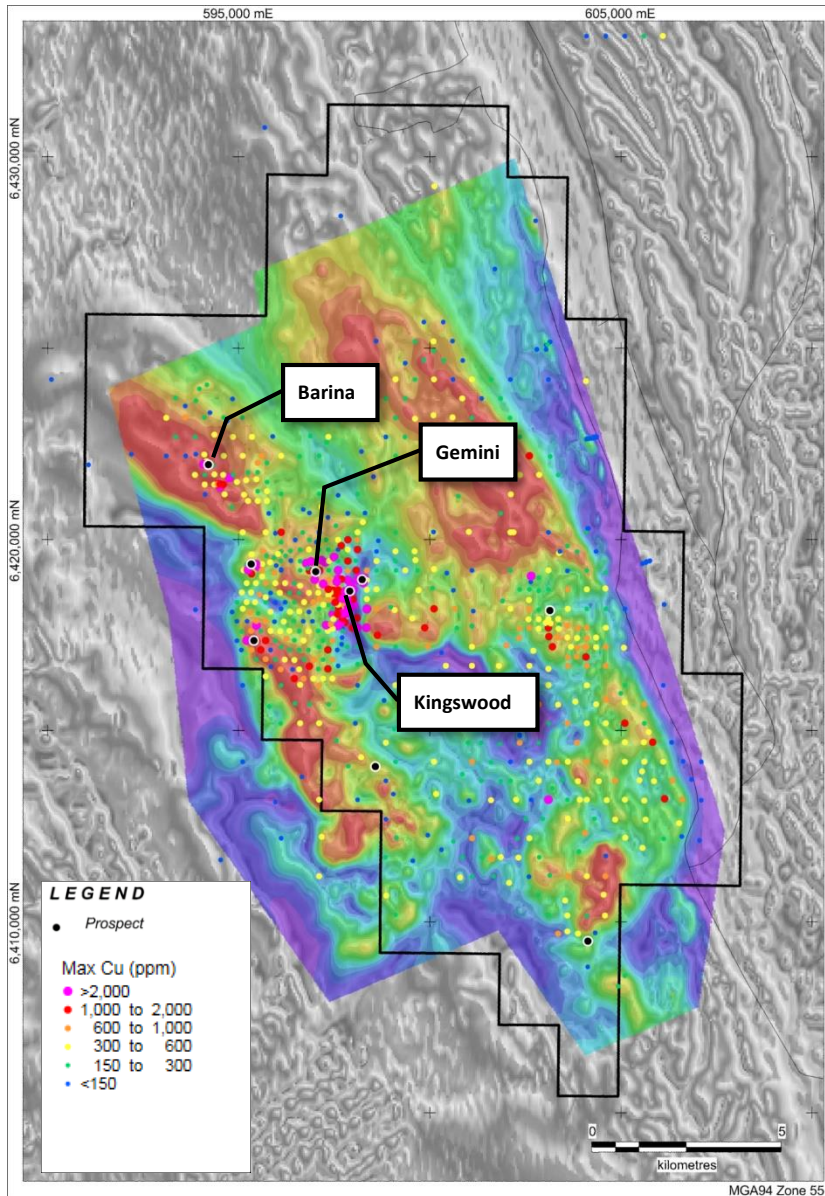


Moorefield: Gold & Base Metals project

- **15km Boxdale – Carlisle Reefs Gold trend:**
 - ✓ aeromagnetic survey completed, interpretation in progress
- Multiple VMS Copper and Polymetallic targets
- Immediately adjacent to Australian Mines and CleanTeQ Nickel/Cobalt/Scandium projects
- Under-explored setting with shallow cover and strong analogues to the Cobar region (>7Moz Au)¹

Near Surface Orogenic Au:	Polymetallic/ Skarn:	VMS Cu-Au:
15km gold trend: Boxdale²: <ul style="list-style-type: none"> ➤ 19m at 1.28 g/t Au Carlisle Reefs³: <ul style="list-style-type: none"> ➤ 30m @ 1.6 g/t Au ➤ 9m at 2.18 g/t Au 	Ghost Hill: <ul style="list-style-type: none"> ➤ Skarn ➤ Mag high Lima: <ul style="list-style-type: none"> ➤ Undrilled gossans 	Pattons and Moorefield: <i>High resolution airborne radiometric and magnetic survey completed and detailed drill planning commenced</i>

1. Metal endowments from: Phillips, G N (Ed), 2017. *Australian Ore Deposits (The Australasian Institute of Mining and Metallurgy: Melbourne)*
2. See MAG Prospectus release 17/5/2017
3. See MAG ASX release 17/10/2017



Myall: Gold-Copper project

- ASX announcement today: 4 new untested high order targets within the previously identified Gold-Copper porphyry system
- Very large volcano-intrusive complex in the East Lachlan, similar age as Cadia Valley and Northparkes Au-Cu porphyry systems
- Gold Fields historically spent \$7.5M on evaluating this tenement as a high priority within the portfolio

Porphyry Au-Cu:

Kingswood, SLR, Calais and Gemini¹:

- 70m at 0.54% Cu and 0.15g/t Au (from 141m in MYACD001)
- 107m at 0.43% Cu (from 192m in ACDNM090), including 16m at 1.01% Cu (from 227m)

Epithermal Au & carbonate base metals:

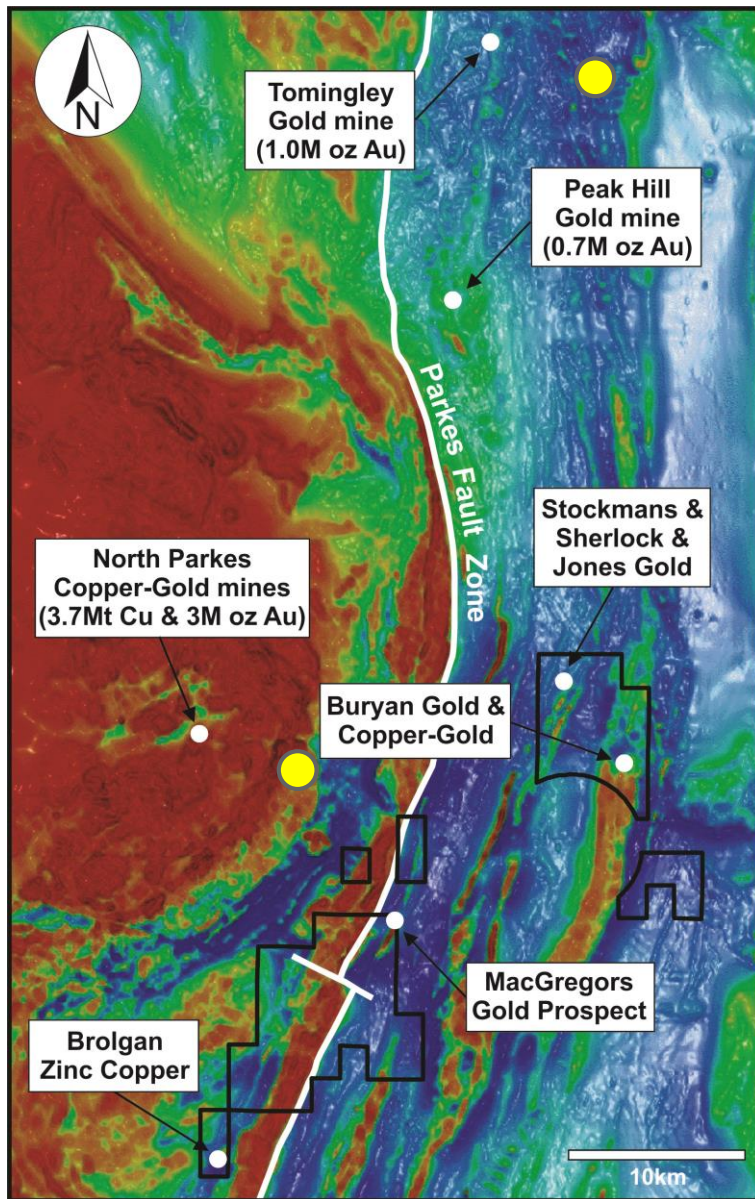
Barina¹:

- 0.5m at 204 g/t Au (from 221.9m in MYACD368)

and Gemini¹:

- 9m at 3.19g/t Au from 359m, incl. 1m at 8.83g/t Au from 360m and 2m at 6.38g/t Au from 363m
- 3m at 5.06g/t Au and 0.66% Cu from 692m
- 3m at 3.86g/t Au and 8m at 0.92g/t Au from 702m

1. See MAG Prospectus release 17/5/2017



Parkes: Copper-Gold & Gold project JV

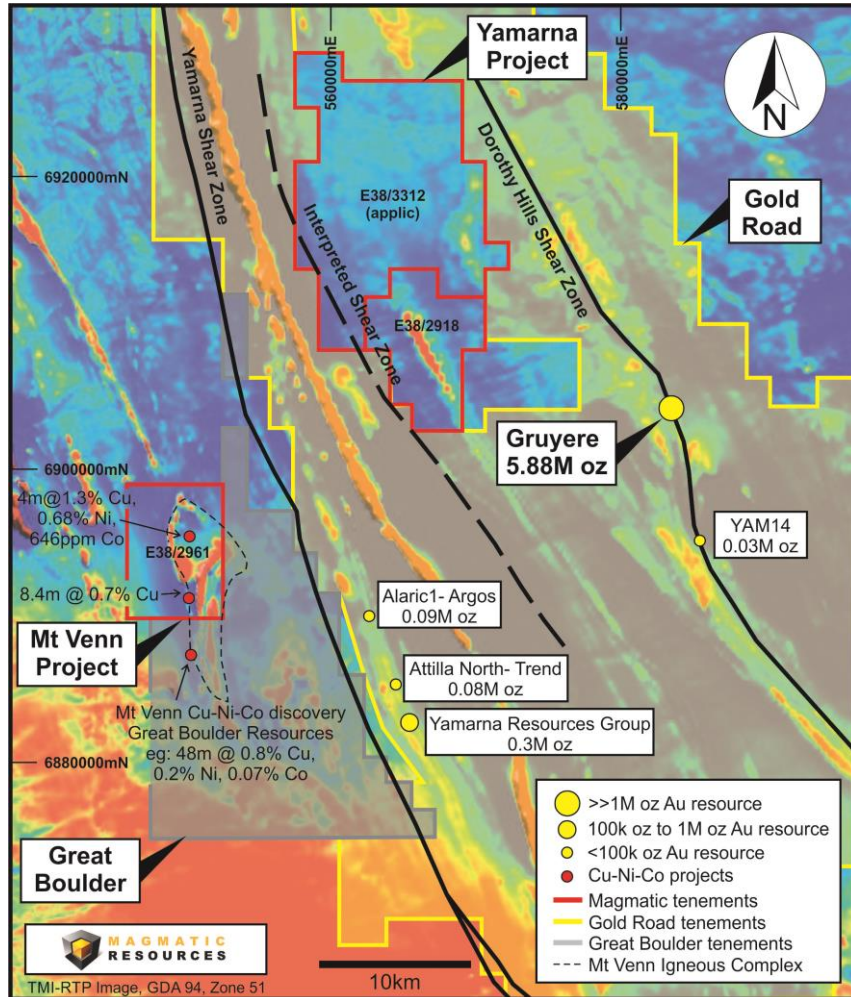
- JV with JOGMEC (Japanese government resources agency) is prospective for porphyry Copper-Gold, and orogenic Gold. **Further \$1M 2018-19 budget approved**
- Recent drilling at MacGregors Gold Prospect **identified a 2km long Gold trend**
- Recent aeromag survey identified **9 porphyry copper gold and 3 orogenic Gold targets**

Porphyry Cu-Au:	Near Surface Orogenic Au:	Polymetallic + Zinc-Copper:
<p>Buryan¹:</p> <ul style="list-style-type: none"> ➤ 26m at 0.52% Cu and 0.29g/t Au (from 289m) ➤ 6m at 0.97g/t Au (from 48m) ➤ 6m at 1.17g/t Au (from 18m) ➤ 2m at 0.42g/t Au and 0.41% Cu (from 88m) ➤ 7m at 0.63% Cu (from 156m in CARC061) 	<p>MacGregors/MacGregors South²:</p> <ul style="list-style-type: none"> ➤ 10m at 1.25 g/t Au (from 146m), within a broader zone of 19m at 0.8 g/t Au ➤ 15m at 0.74 g/t Au (from 108m), within a broader zone of 30m at 0.57 g/t Au <p>Stockmans¹:</p> <ul style="list-style-type: none"> ➤ 22m at 0.79g/t Au (from 45m in S1), incl. 14m at 1.01 g/t Au (from 47m) ➤ 12m at 1.42g/t Au (from 7m in S2), incl. 6m at 2.44g/t Au (from 9m) 	<p>Secrets & Black Ridge</p> <p>Brolgan</p> <ul style="list-style-type: none"> ➤ Elevated levels of Zn and Cu in previous AC drilling

1. See MAG Prospectus release 17/5/2017

2. See MAG ASX release 20/3/2018

WA target generation projects

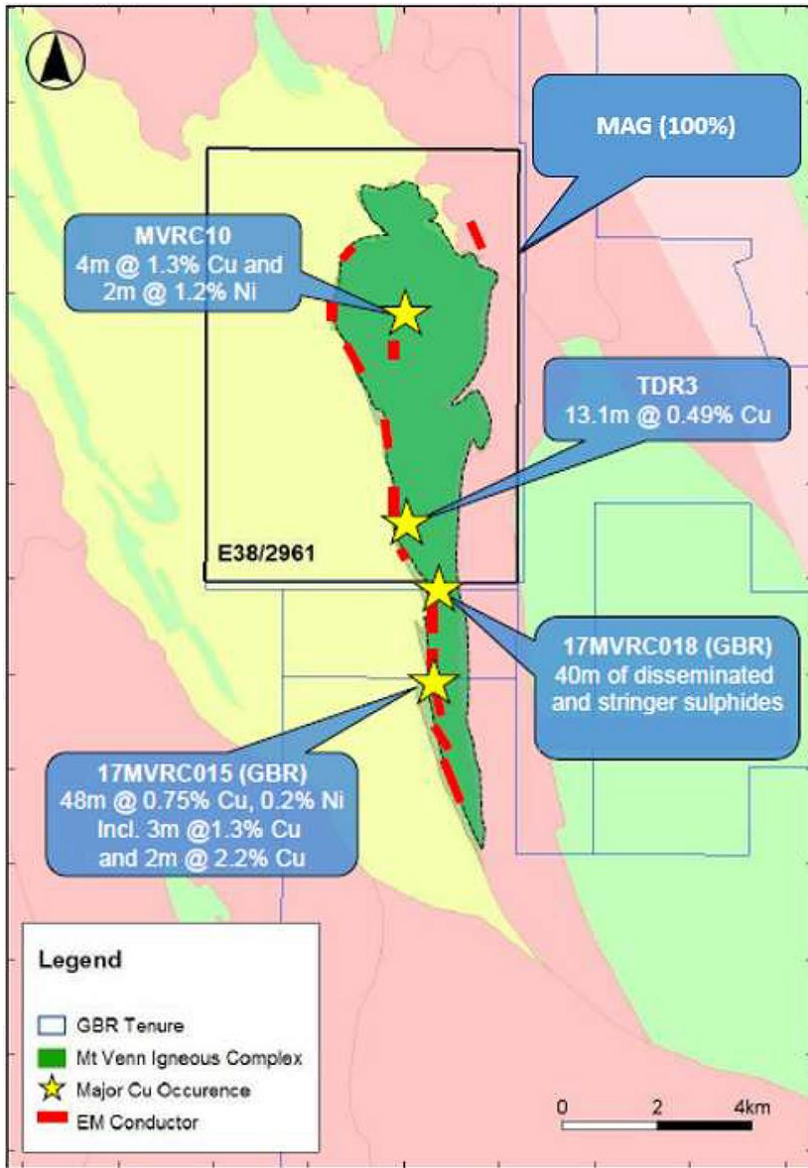


Yamarna and Mt Venn Projects in regional geological setting and shear zones

- Portfolio diversified in 2018, picking up two greenfields exploration projects in proven mineralised district of the Yamarna belt
- **Mt Venn project** covers 60% of the Mt Venn Igneous Complex and along strike of the copper-nickel-cobalt sulphide discovery of Great Boulder Resources Ltd (ASX:GBR)
- **Yamarna Gold project** is 355km² of underexplored Yamarna greenstone belt 15 km from the **6 Moz Gruyere gold deposit**¹
- In line with our strategy both projects:
 - ✓ are **targeting gold and/or copper with other in demand commodities** with long term supply and discovery cost issues
 - ✓ great potential for target generation at low costs

1. Metal endowments from: Phillips, G N (Ed), 2017. Australian Ore Deposits (The Australasian Institute of Mining and Metallurgy: Melbourne)

Mt Venn: Copper-Nickel-Cobalt project



Mt Venn summary plan showing selected E38/2961 and Great Boulder Resources drilling

- Dominant landholding on the Mt Venn Igneous Complex adjoining Great Boulder Resources' (GBR) project
- **Rock chip sampling** of gossan outcrop by previous explorers returned best grades of **24% Cu, 13.2% Cu, 8.3% Cu and 6.7% Cu¹**
- Previous drilling recorded intersections include¹:
 - ✓ **4m at 1.29% Cu, 0.68% Ni, 0.065% Co** (MVRC010, from 33m), including 2m at 1.17 % Cu, 1.18 % Ni, and 0.11% Co (from 34m)
 - ✓ 8.4m at 0.7% Cu (TDH3, Ni, Co not recorded)
- Recent discovery by GBR Ltd immediately south of our tenement yielded wide zones of primary copper-nickel-cobalt sulphide mineralisation, including²:
 - ✓ 48m @ 0.75% Cu, 0.2% Ni and 0.07% Co from 103m
 - ✓ 61m @ 0.50% Cu, 0.19% Ni and 0.06% Co from 86m
 - ✓ **RC drill program in Nov 2017 increased mkt cap of GBR by approx. \$13m**
- Represents a decisive, near-term opportunity for Magmatic shareholders

1. See MAG ASX release 11/4/2018

2. See GBR ASX release 21/12/2018

Delivering to strategy

- Well positioned to take advantage of advanced portfolio of targets, as gold prices continue to be buoyant and the copper supply/demand shortfall starts to be factored in by the market
- **Focused on near surface targets with best discovery potential**
- Actively looking for major **JV partners to advance Au-Cu porphyry projects**
- Winter 2018 exploration programs:
 - Near Surface Gold prospects drilling:
 - ✓ **Bodangora Orogenic gold target**
 - ✓ **Moorefield-Carlisle Reefs 15km gold trend**
 - ✓ **Lady Ilse Gold- Copper 10km target**
 - WA target generation:
 - ✓ Yamarna Gold project
 - ✓ Mt Venn Copper/Nickel/Cobalt project
 - Parkes JV \$1m fully funded



Peer Analysis



Magmatic Resources Ltd (MAG) believes that Impact Minerals Limited (IPT), Stavely Minerals Limited (SVY) and Great Boulder Resources Ltd (GBR) are useful ASX listed proxies to benchmark the potential market valuation of MAG against.

	MAG	IPT	SVY	GBR
Share Price	\$0.086 (52W High: \$0.20)	\$0.014 (52W High: \$0.340)	\$0.300 (52W High: \$0.510)	\$0.32 (52W High: \$0.71)
Mkt Cap – May 2018	\$8.0 Million	\$18.5 Million	\$45 Million	\$23.7 Million
Mkt Cap - 12 months ago	\$16 Million	\$17 Million	\$14.5 Million	\$11.6 Million
Shares on Issue	~ 92,000,000	~ 1,011,000,000	~ 121,000,000	~ 70,600,000
Key Locations	Lachlan Fold Belt (NSW); Yamarna (WA)	Lachlan Fold Belt (NSW)	Western Victoria; Queensland	Western Australia
Commodity Exposure	Gold; Gold-Copper; Copper-Nickel-Cobalt; Base Metals	Gold; Silver; Base Metals	Copper; Gold; Silver	Copper-Nickel-Cobalt;
Projects	Parkes JV, NSW (Cu-Au, Au) Wellington North, NSW (Au, Cu-Au) Moorefield, NSW (Au, Base Metals) Myall, NSW (Au-Cu) Mt Venn, WA (Cu-Ni-Co) Yamarna, WA (Au)	Commonwealth, NSW (Au, Ag, Ba) Mulga Tank (Ni, Cu, PGE) Broken Hill (Ni, Cu, PGE) Clermont (Au, Ag, Cu)	Stavely, Vic (Cu, Au) Ararat, Vic (Cu, Au, Ag)	Mt Venn, WA (Cu-Ni-Co) Tarmoola, WA (Au) Jundee South, WA (Au) Balagundi, WA (Au) Broadwood, WA (Au)

Corporate & Investment Profile

Tight capital structure

- 92m fully paid Ordinary Shares on issue, with
- 68m or 65% (Founders and Gold Fields) escrowed to 19 May 2019
- Market Cap approx. \$8m

Exploration Team

Exploration Manager, Steven Oxenburgh: 30 years' exploration experience, including Exploration Manager, Millennium Minerals Ltd and superintendent exploration at Gold Fields St Ives mine.

Principal Exploration Geologist, Vladimir David: 27 years' exploration experience, Phd focused on region, key roles including Team Leader of the Hera gold-lead-zinc-copper discovery

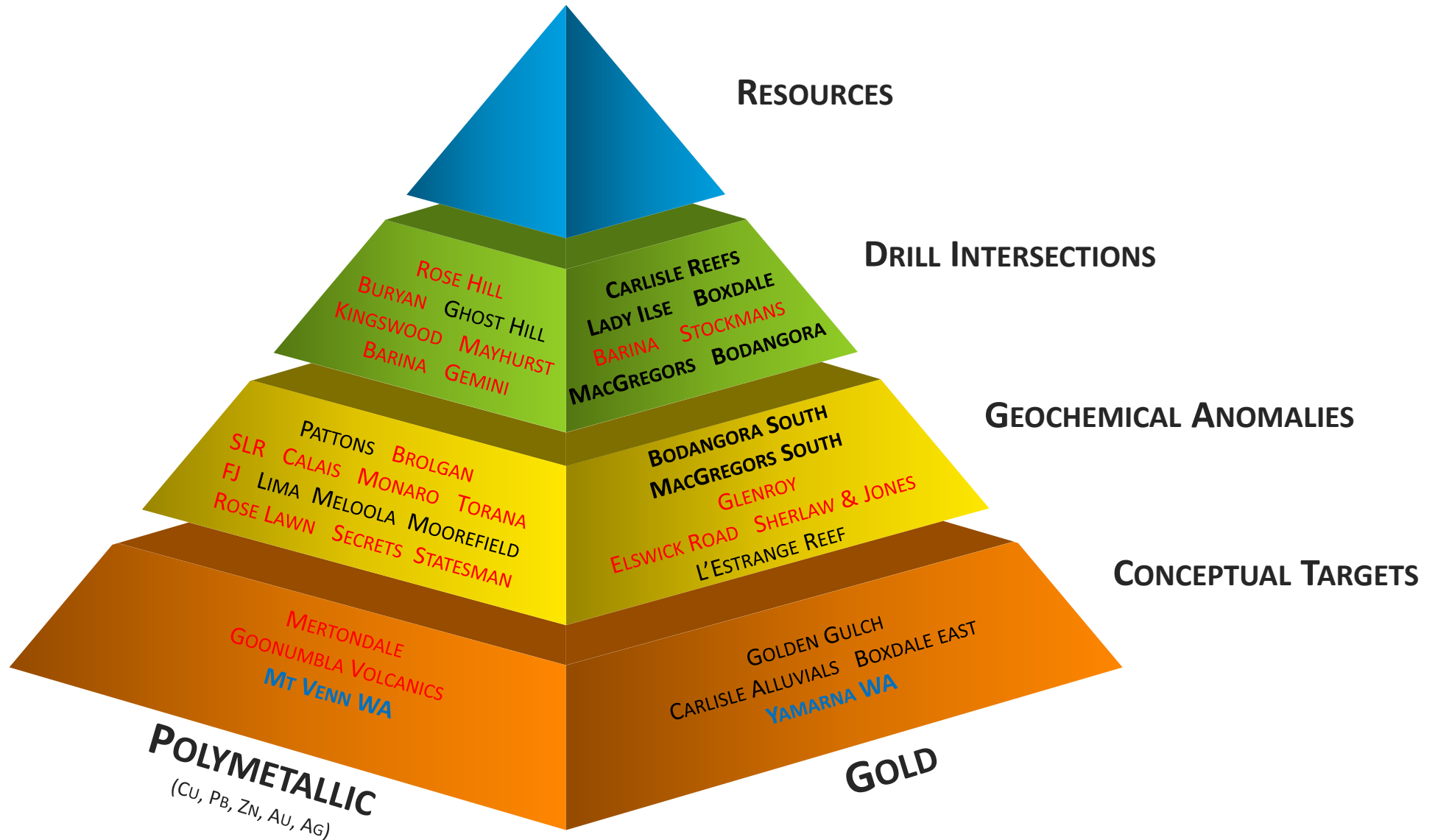
Company Board and Exploration Team

Chairman, David Berrie: Joined Western Mining Corporation in 1987, with much of that time spent in the company's Exploration Division, before transitioning over to BHP Billiton. He is a Director of Summit Resources and MD of Hylea Metals which are listed on the ASX.

Managing Director: David Richardson 30 years (15yrs Japan/China) international experience in corporate strategy, international project development and strategic partnering, including Pacific Dunlop, Amcor. 10 years in venture capital leading to him founding MAG in 2014.

Non-Executive Director, Malcolm Norris: Geologist with extensive experience focused on porphyry discovery and development (Tampakan copper-gold mine, Philippines, Tujuh Bukit gold-copper project, Indonesia and Cascabel copper-gold project, Ecuador). Currently MD of Sunstone Metals and Director of Afranex Gold.

Prospect pipeline



Thank you



Shareholders:

David Richardson

Managing Director

Email: richardson@magmaticresources.com

Phone Australia: +61 430 353 343

Phone Japan: +81 70 1253 3343

Media:

Michael Cairnduff

Cannings Purple

Email: mcairnduff@canningspurple.com.au

Phone Office: +61 8 6314 6300

Phone Mobile: +61 406 775 241