



Investor Presentation – Gold Coast Investment Showcase

Please find attached the Investor Presentation being presented by the Company's Chairman, Mr John Kopcheff, at the Gold Coast Investment Showcase on Wednesday and Thursday this week.

—ENDS—

For further information, please contact:

Lloyd Flint
Company Secretary
T: +61 1300 133 921

Date: 20 June 2018

ASX Code: WEL

Directors

John Kopcheff
Non-Executive Chairman

Neville Henry
Managing Director

Peter Allchurch
Non-Executive Director

James Hodges
Non-Executive Director

Larry Liu
Non-Executive Director

Lloyd Flint
Company Secretary

Contact Details

Australia

Level 3
18 Richardson Street
West Perth WA 6005
Australia

PO Box 641
West Perth WA 6872
Australia

Tel: +61 1300 133 921
Fax: +61(8) 6298 6191

USA

Two Riverway
17th Floor
Suite 1700
Houston Texas USA 77056

Tel: +1 713 333 0610

winchesterenergyltd.com



WINCHESTER

ENERGY LTD

Oil Production & Development ASX code: WEL

Permian Basin - Texas - USA

"Australian junior taking on the Permian heavyweights" RGN 2017



Disclaimer

This document is for information purposes only. It is not a prospectus, disclosure document or offering document under Australian law or under any other law and does not constitute an offer or invitation to apply for securities. In particular, this document is not an offer of securities for subscription or sale in the United States of America or any other jurisdiction in which such an offer or solicitation is not authorized or to any other person to whom it is unlawful to make such an offer or solicitation.

The information in this document is an overview and does not contain all the information necessary to make an investment decision. To the extent permitted by law, no representation or warranty, express or implied, is made as to the accuracy, adequacy or reliability of any statements, estimates or opinions or other information contained in this document, any of which may change without notice.

Neither Winchester Energy Limited (**Winchester**) nor any other person warrants the future performance of Winchester or any return on any investment made in Winchester. Some of the information contained in this document constitutes forward-looking statements that are subject to various risks and uncertainties, not all of which may be disclosed. These statements discuss future objectives or expectations concerning results of operations or financial condition or provide other forward looking information. Winchester's actual results, performances or achievements could be significantly different from the results or objectives expressed in, or implied by, those forward-looking statements.

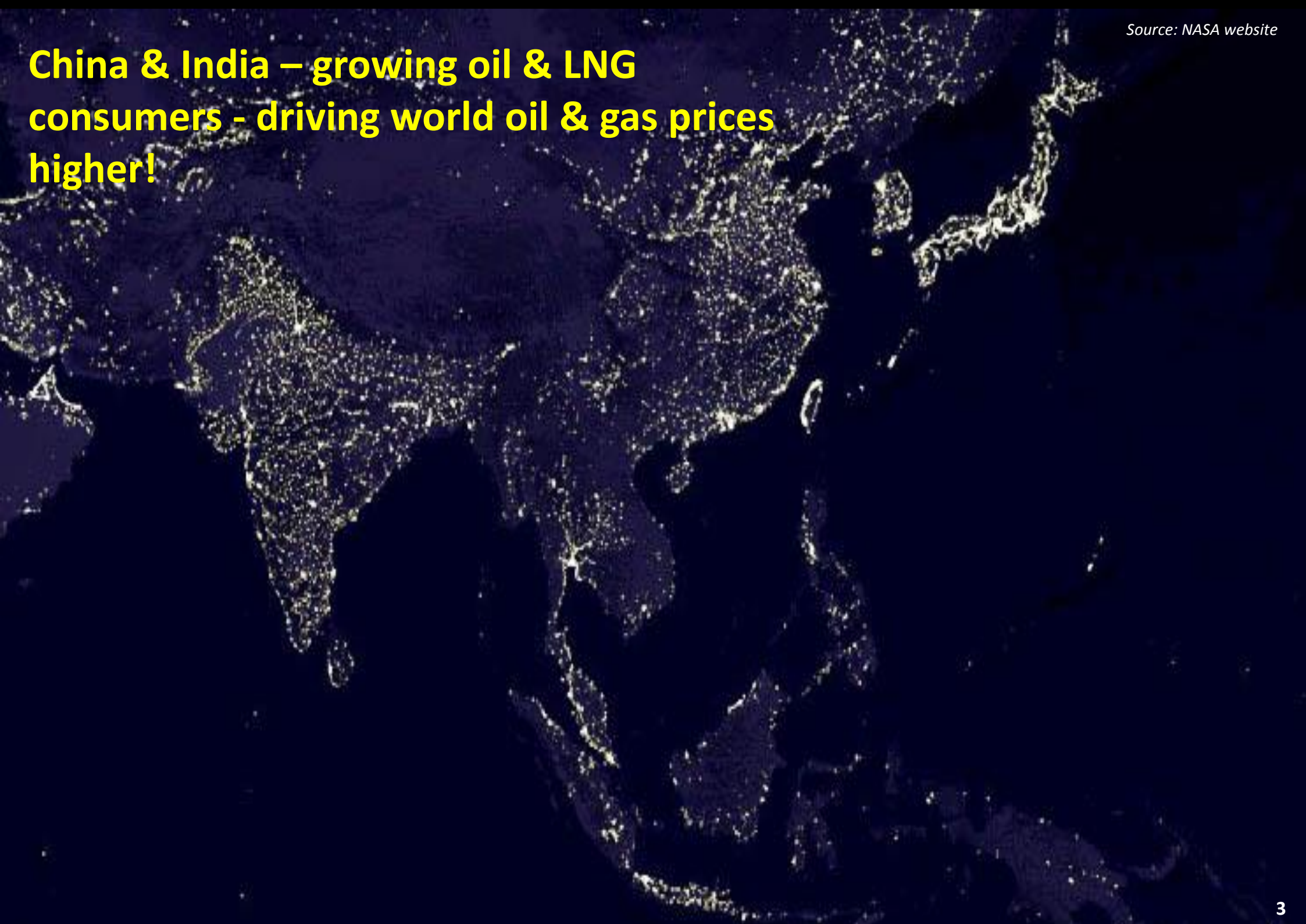
Prospective investors should make their own independent evaluation of an investment in any securities. The material contained in this document does not take into account the investment objectives, financial situation or particular needs of any individual investor.

Winchester does not make any recommendation to investors regarding the suitability of any securities and the recipient must make its own assessment and/or seek independent advice on financial, legal, tax and other matters, including the merits and risks involved, before making any investments.

COMPETENT PERSON'S STATEMENT

The information in this document relating to petroleum resources and exploration results is based on information compiled by Mr Neville Henry. Mr Neville Henry has a BA (Honours) in geology from Macquarie University and has over 43 years experience in the technical, commercial and managerial aspects of the oil and gas industry.

**China & India – growing oil & LNG
consumers - driving world oil & gas prices
higher!**



GROWING NATURAL GAS DEMAND IN CHINA

- A LOOK INTO **THE FUTURE?**



WINCHESTER

ENERGY LTD



Stealing natural gas in China

Two women carried a plastic bag containing natural gas siphoned from a well in Puheng Town, in central China's Henan province. Local peasants have been illegally taking natural gas from oil wells. Each bag can last a household for up to two weeks, but they are dangerous.

EyePress, via the Associated Press

Demand for oil in developing countries is increasing – Niger Delta shipping solution to local tanker shortage?



WINCHESTER
ENERGY LTD



Photo courtesy of J F Allender

Crude Oil Price/bbl – last ten years

- impact on ASX listed oil shares since Dec. 2014



“The Coming Scramble for Middle Distillates – Raising Oil Price Forecast to \$90, by early 2020” (Morgan Stanley May 15, 2018)

Winchester Energy Investment Summary

- ▷ **Single focus on US premier area, Permian Basin, Texas with high interests in 17,000 net acres.**
- ▷ **Aiming to grow low risk and low cost oil production from Ellenburger and Strawn. Production highly leveraged to oil price rises.**
- ▷ **Significant upside development & fracture production potential using latest 3D geophysical data, reprocessing techniques and horizontal drilling.**
- ▷ **Ellenburger target resource of up to 10 million bbls across interpreted 40sq km trap with successful development drilling.**
- ▷ **New Shallow Strat & Structural conventional oil traps mapped with up to 25+ million bbl resource potential.**
- ▷ **Drill testing unconventional Wolfcamp shales may open up new oil resource.**
- ▷ **Accelerating drilling with farmouts in response to industry interest.**

▷ **NO DEBT!**



Strachan Corporate Analysis

“Winchester is on the brink of testing a potentially game-changing well completion technology to enhance oil production from its Nolan County permits. Success would enable it to boot-strap funding for expansion of oil production, adding value to its permits.

The company is assessed with a target value of 10.3 cps and upside of over 50 cps should all prospects be confirmed.”

Peter Strachan

Strachan Corporate, 26 September 2017

Valuation Matrix

Prospect	WI		Target				Success		POS %	Cost \$m	Risk Value \$m.
	%	% rtn	Gas Bcf	Oil mmbbl	ISV		value US\$m	WEL A\$/shr			
Ellenburger 8	50%	50%	-	1	\$1.0	\$15	\$ 5	\$0.02	90%	0.0	5
Ellenburger 1000 ac	75%	75%	1	5	\$1.0	\$12	\$46	\$0.15	50%	12	11
Ellenburger 4000 ac	75%	60%	1	10	\$1.0	\$12	\$73	\$0.24	25%	15.0	3
Strawn Play	100%	70%	1	5	\$1.0	\$12	\$43	\$0.14	30%	5.3	8
							\$166	\$ 0.55			26

Source: Strachan Corporate

ISV = Insitu value, US\$ per Mcf or bbl

Capital Structure

Current Trading
AUD \$0.035c
18 June 2018

Winchester Share Price Graph
(from June 2015 to present)



Cash **A\$2.3M***

Total shares on issue **285 mill**

Total options on issue exercisable @ A\$0.12 /share **50 mill**

DEBT **NIL**

Market capitalisation @ 3.5 cents/share **A\$10 mill**

Founders, Board and Management (% ownership of the Company) **42%**

* at 31 March 2018



WEL has a proven management team

WEL Directors

John Kopcheff (Non-Exec Chairman) – ex Vicpet/Senex MD & founder-technical experience

Neville Henry (MD) – successful start up, business & technical experience – Texas

Peter Allchurch (NED) – successful start up-Aurora & technical experience

James Hodges (NED) –US onshore drilling experience – Texas

Larry Lui (NED) – commercial & investment experience - China

Senior Executives – all based in Texas

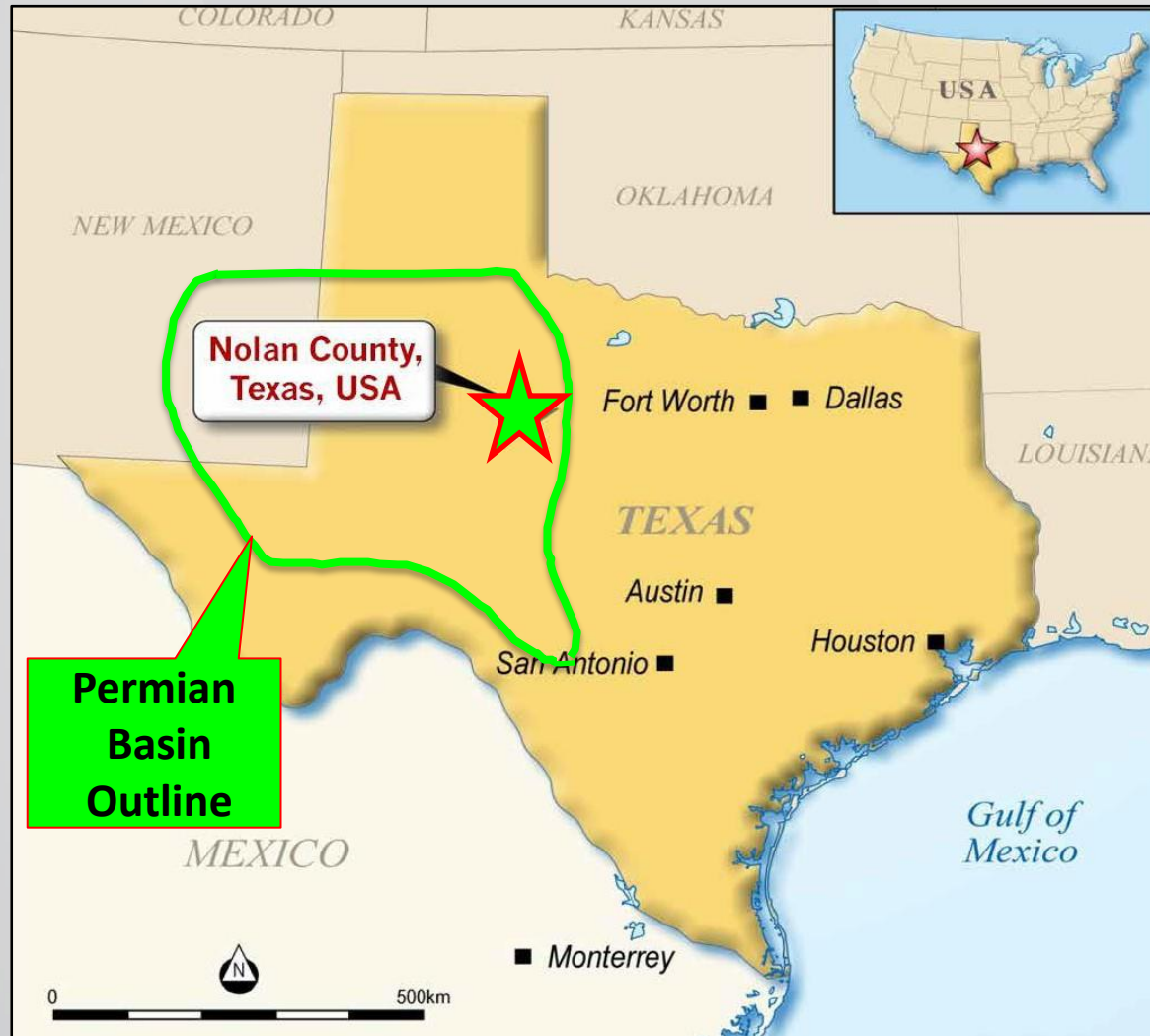
Neville Henry - Managing the business and geotechnical

Hugh Idstein - CFO - manages leases & finances

Permian Basin - Texas USA

Net 78 sq. kms (17,000 Acres)

Winchester with its 17,000 net acres located in Nolan County, Texas is only ASX listed company with sole focus in the Permian Basin.
"The Permian Basin is currently the best oil address in the world outside of the Middle East – second largest oil field after Ghawar." Forbes 2017



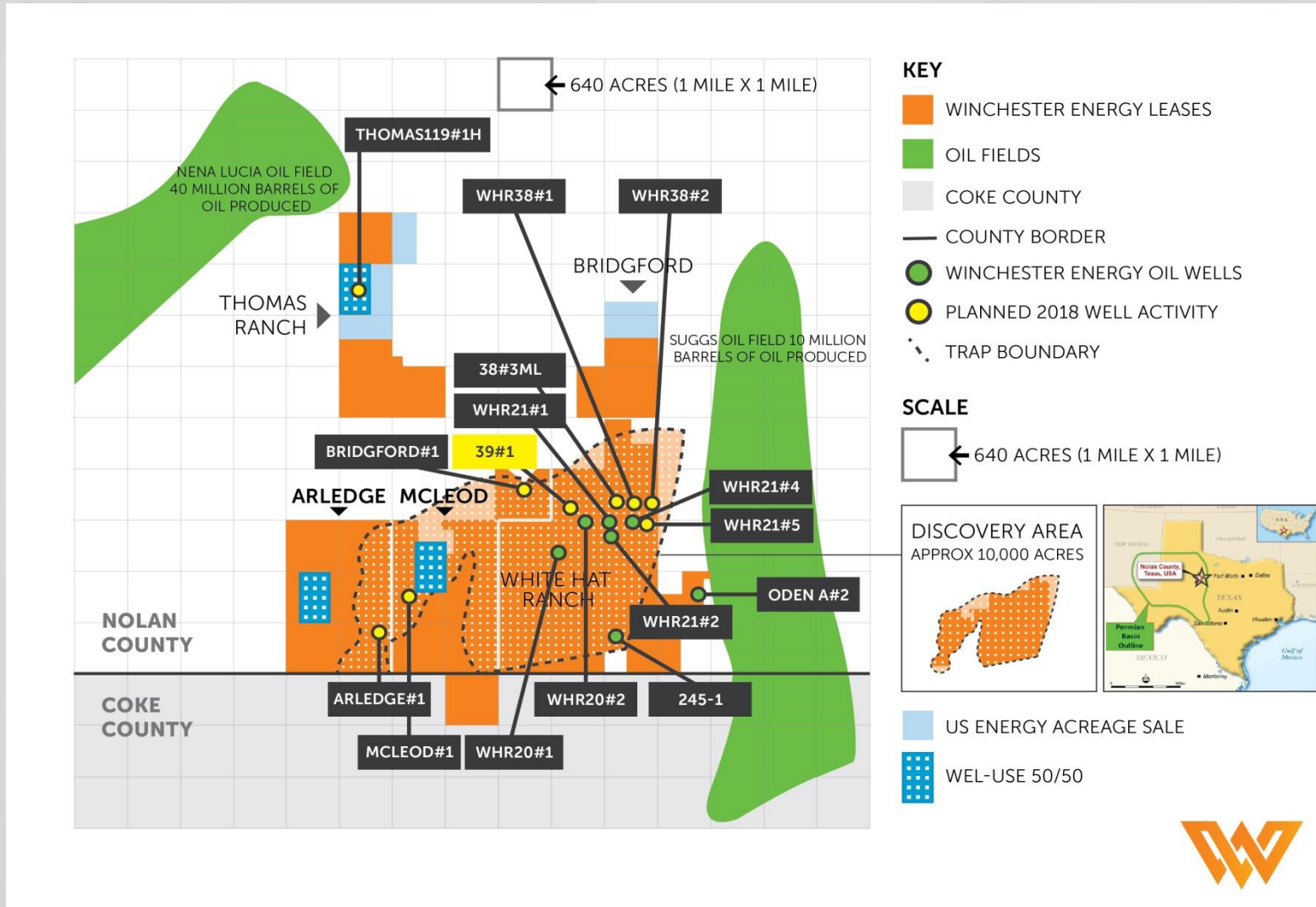
PERMIAN BASIN

- Total oil and gas production to date: **30 billion bbls & 75TCF**
- Daily oil & gas production now: **3.3 mill bbls/d & 9.5 bcf/d**
- **32% of US oil production now**
- **46% of onshore drilling rigs**

US EIA

7/2017

40 sq. km (10,000 acres) Potential Oil Trap- Ellenburger carbonate formation



Winchester leases & surrounding area covered by 234 sq. kms (57,600 acres) of 3D seismic



Why be in the Permian Basin?-Stacked proven Oil producing Targets!

A number of distinct potential oil pay zones have been targeted by Winchester on its 17,000 net acres.

Development focus is on **Ellenberger**, **Strawn**, **Crystal Falls** conventional & **Wolfcamp shales** unconventional oil horizons

Crystal Falls Limestone (Conventional)

- ▶ **Blanket resource play.**
- ▶ **Present on all of WEL's 17,000 net acres.**
- ▶ **Over 10 mill bbls produced in Nolan County**

Wolfcamp Shales (Unconventional)

- ▶ **Present over large portion of WEL's 17,000 net acres.**
- ▶ **Over 5 mill barrels produced in Nolan County.**

Strawn/Fry (Conventional)

- ▶ **Prolific producing interval.**
- ▶ **Over 70 mill barrels produced in Nolan County.**

Ellenburger (Conventional)

- ▶ **Excellent conventional prospect.**
- ▶ **Over 30 mill barrels produced in Nolan County.**

Eastern Shelf Stratigraphy

SYSTEM	STAGE	FORMATION	HORIZONS	Depth (metres)		
Permian	Wolfcamp	Wolfcamp	Noodle Creek			
			Saddle Creek			
			Breckenridge Ls			
			Flippen			
			Jameson	Waldrip LS		
Carboniferous	ian	Cisco	Cline			
			Crystal Falls Ls	1650m		
			3 Fingers Shale			
			Wolfcamp Shales	1700m		
			Missourian	Canyon	Cline	
			Lower Penn Shale			
			Desmoinesian	Strawn	1800m	
			Strawn	40 mill bbls		
			Atokan	Atoka		
			Atoka	Woodford Shale		
Ordovician		Ellenberger	SUGGS			
			2200m			
Cambrian		Cambrian SS		10 mill bbls		
			Basement			

Source: Ralph E Davis and Assoc 2014



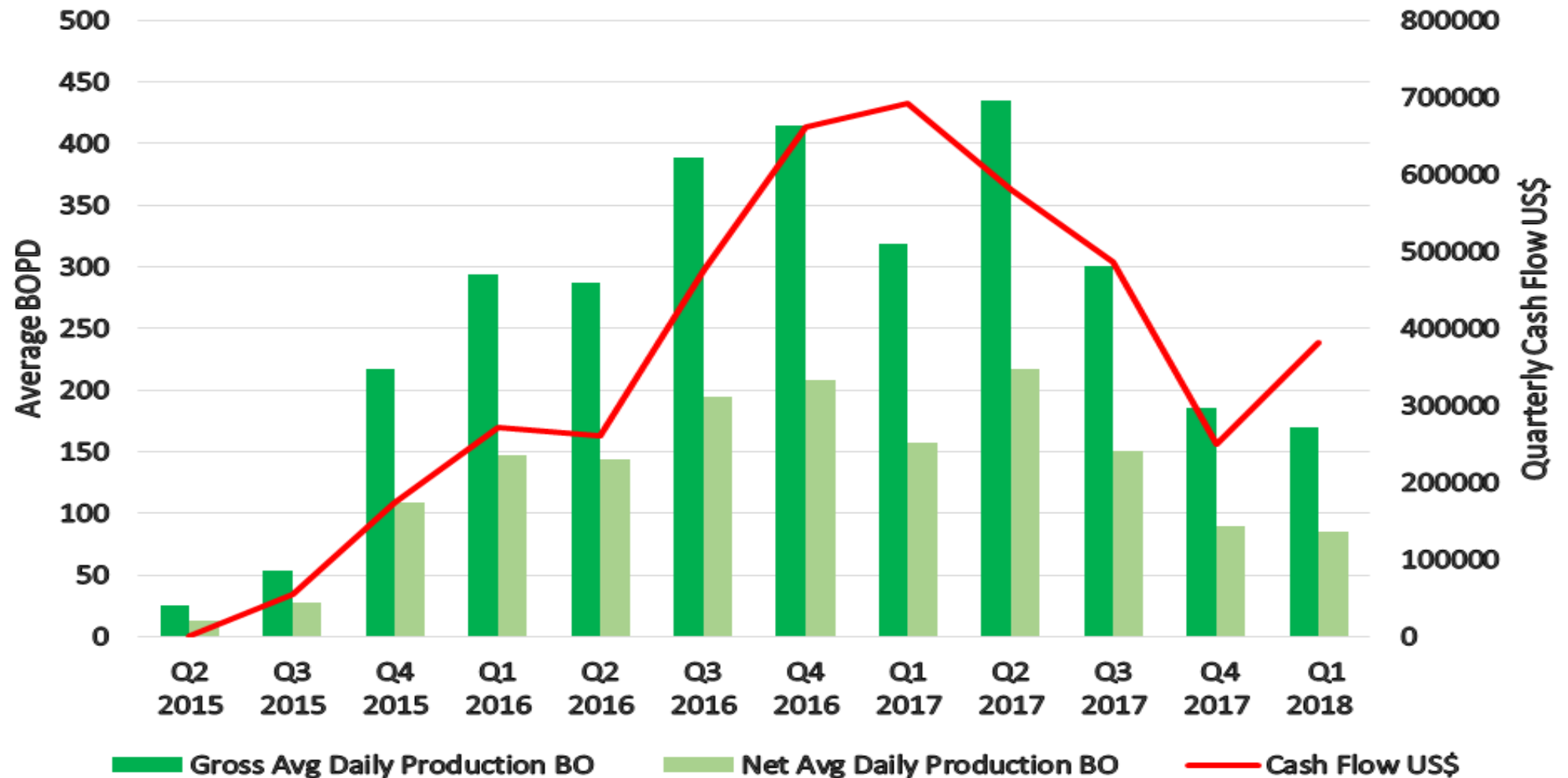
Overview of production & well economics

- ▶ For 100 bopd IP vertical well recovering 100,000 BO with WTI US\$45/bbl & US\$2.75/mcf flat pricing, well and completion costs pay out in 12 months
- ▶ Very low cost of production of US\$8/bbl reduced further as associated condensate rich gas sales pay for major part of onsite production costs.
- ▶ Low cost of US\$800,000 for vertical wells to 2300 metres, drilled, completed on production.
- ▶ Multi-lateral wells twice cost vertical well, expose multiples of potential reservoir length of vertical well with multiples of production possible.
- ▶ **Production cash flow & profits significantly leveraged to any rise in oil price**



Oil Production and Cash Flow

Gross & Net oil Production barrels of oil per day & Cash Flow





How to Drive the current WEL Share Price?

- ▶ **Build daily oil production by successfully drilling up interpreted resource of 10 mill bbls in Ellenburger carbonate formation with active drilling program by farmout**
- ▶ **Production, cash flow and reserves build up to be accelerated by any lateral drilling success in Ellenburger and overlying formations.**
- ▶ **Exploration drilling success of interpreted stratigraphic traps in multiple stacked potential oil pay formations with up to 25 mill bbl recoverable.**
- ▶ **Finance from free cash flow and farmout ongoing drilling program of 6 -12 wells per year.**



2018 Planned Drilling Schedule

PERMIAN BASIN WINCHESTER								
WELL INTEREST % (After farmout- direct)	Well Interest	June	July	August	September	October	November	December
White Hat Ranch - 39#1 Horizontal - Ellenburger 39#1	70.0%							
White Hat Ranch - 38#2 Ellenburger Workover	50.0%							
Arledge - # 1 Cisco Recompletion	100.0%							
White Hat Ranch - 21#5 Recompletion Strawn	50.0%							
White Hat Ranch - 38#1 Recompletion Strawn	50.0%							
McLeod - # 1 Strawn/Cisco Recompletion	100.0%							
White Hat Ranch - 38#3 Fry/Strawn frac completion	78.5%							
Bridford - # 1 Wolfcamp Shale	1.0%							
Thomas Ranch Ellenburger Lateral	100.0%							
White Hat Ranch Ellenburger Lateral	50.0%							

LEGEND



Horizontal Drilling



Vertical Drilling



Recompletion



Production Testing

(Note: All well timing and well interests subject to rig availability, funding and farmout)

Winchester Energy Investment Summary



- ▷ **Single focus on US premier area, Permian Basin, Texas with high interests in 17,000 net acres.**
- ▷ **Aiming to grow low risk and low cost oil production from Ellenburger and Strawn. Production highly leveraged to oil price rises.**
- ▷ **Significant upside development & fracture production potential using latest 3D geophysical data, reprocessing techniques and horizontal drilling.**
- ▷ **Ellenburger target resource of up to 10 million bbls across interpreted 40sq km trap with successful development drilling.**
- ▷ **New Shallow Strat & Structural conventional oil traps mapped with up to 25+ million bbl resource potential.**
- ▷ **Drill testing unconventional Wolfcamp shales may open up new oil resource.**
- ▷ **Accelerating drilling with farmouts in response to industry interest.**
- ▷ **NO DEBT!**

Permian Basin oil producer, Texas

