


INTERNATIONAL DATA ROAMING WITH
FLEXIROAM X

Stay connected in 130+ countries with our microchip



FLEXIROAM JOURNEY



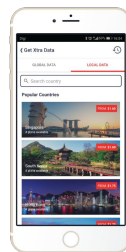
Jun 2015

**Listed on
Australian
Securities
Exchange**



Jun 2016

**FlexiRoam X Data
Roaming App
Launch**



Jun 2017

**Introduction of
Local Data Plans**

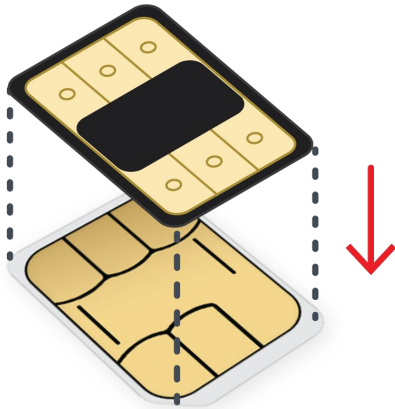


Mar 2018

**Whatsapp for
World BETA**



FLEXIROAM X



Ultra thin microchip **0.08mm**. Compatible with Regular, Micro & Nano SIM



Apply once **roam conveniently** forever




No more hassle **buying & changing SIMs every time you travel**




Easy to apply and **highly secure**

FLEXIROAM X




STICK

Apply the 0.08mm X-Microchip just once. No more wasting time buying a new SIM every time you travel.



SWITCH

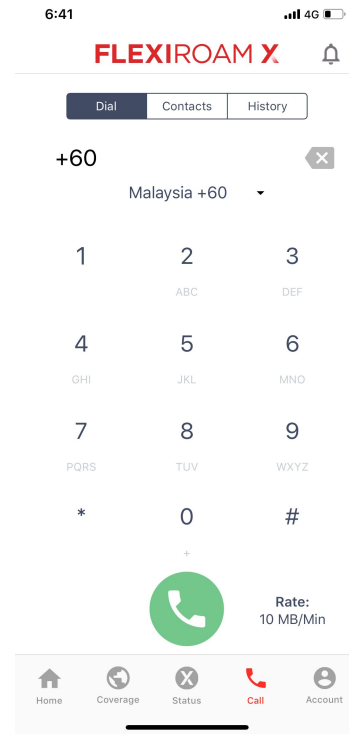
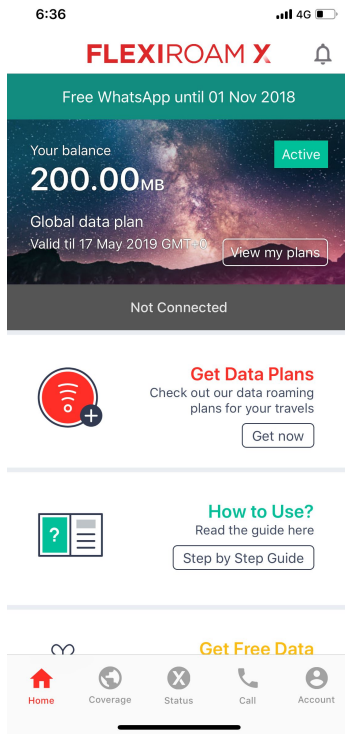
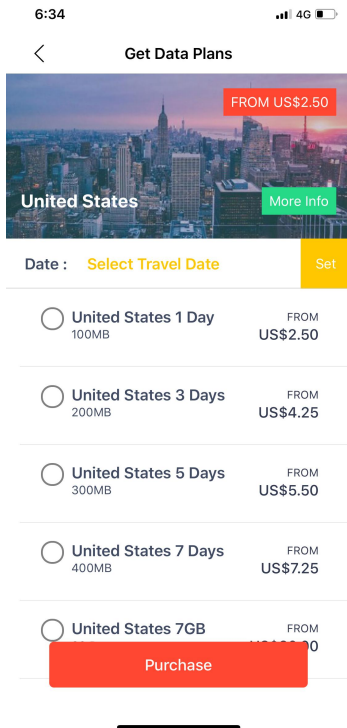
Switch between your local SIM and the FlexiRoam X network easily.



STAY CONNECTED

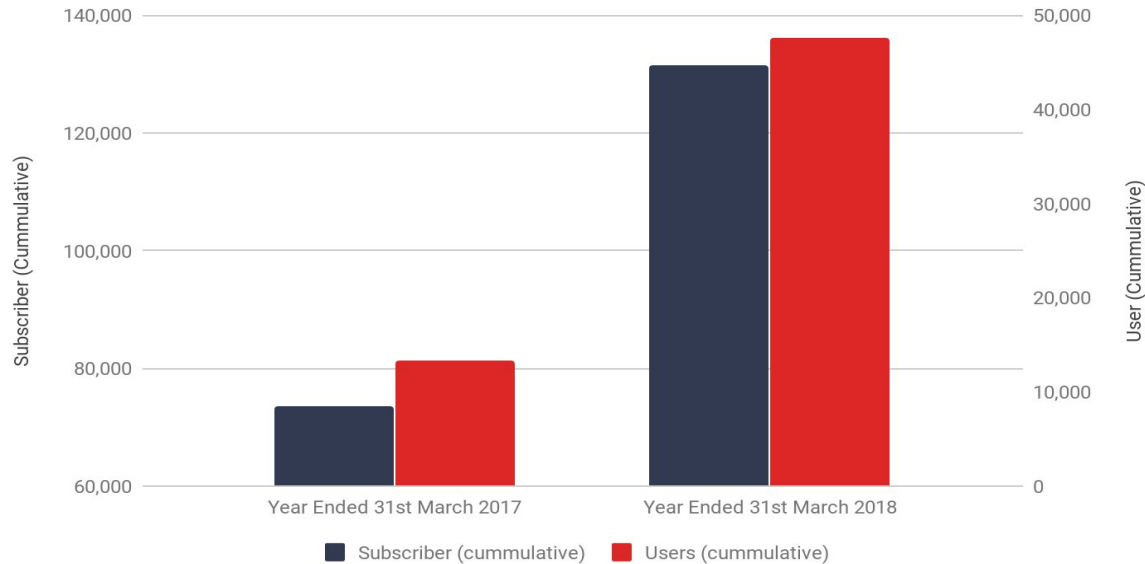
Stay connected in over 100 countries at anytime and anywhere with FlexiRoam X.

FLEXIROAM X



FLEXIROAM X CUSTOMER GROWTH

Subscriber Growth vs User Growth



Year To Date

140,000
Subscribers

50,000
Users

**Year over Year
Growth**

78%

Subscriber Growth Rate

257%

User Growth Rate

FLEXIROAM X LOCAL DATA PLAN TRACTION

Local Data Plans Sales vs Transactions



**Average
Month on Month
Growth**

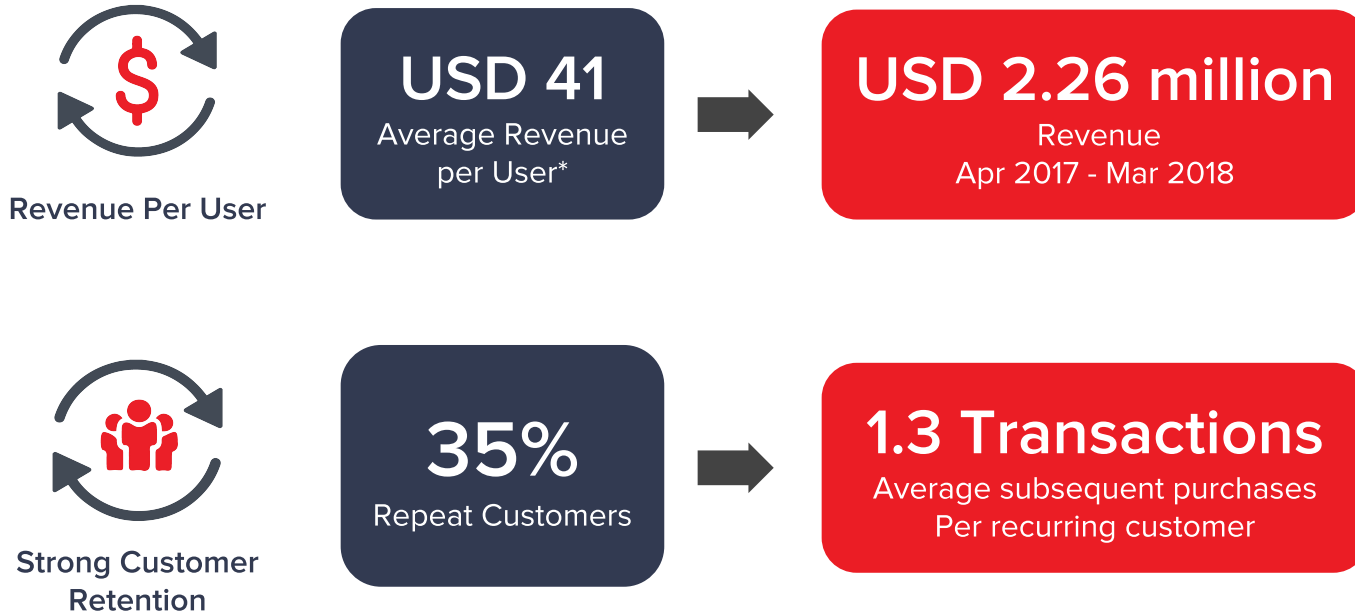
172%

Transactions Growth Rate

177%

Sales Growth Rate

FLEXIROAM X CUSTOMER LOYALTY AND VALUE SUSTAINABILITY



Average Revenue per user: derived from the average of ARPUs of the past 12 months as of March 2018.

Repeat Customers: Total number of unique repeat customers who has purchased at least 1 subsequent data plan as of March 2018.

Transactions: Average number of recurring customers made per recurring customer.

*1 AUD: 0.78 USD

GEOGRAPHICAL MAP OF SUBSCRIBERS



Top Markets

Malaysia

Singapore

Indonesia

United Arab Emirates

Taiwan

Subscribers In

126

Countries & Territories

Flexiroam X was launched in June 2016

Subscriber: Number of subscribers who registered on the app.

Total Number of countries with subscribers: Only countries with 10 or more registered users are considered.

**RETAIL
STORE**

KLIA 2
INTERNATIONAL
AIRPORT

“World Largest Airport
for Budget Airlines”





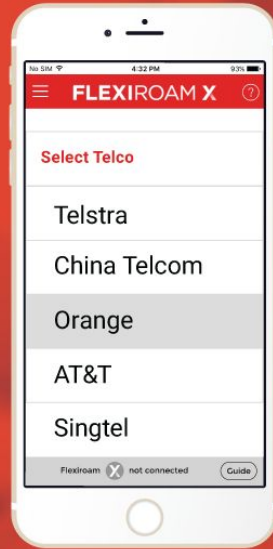
FLEXIROAM

ASIAN Mobile Operator

- **40 Countries**
- **40 Local data plans throughout Asia**

FLEXIROAM E-SIM PLATFORM

580 Telecommunication
Network Providers Worldwide







Downloadable onto devices



App pre-installed by device manufacturers

An embedded SIM built into mobile devices which allows for connection to any mobile operator

BENEFITS OF IMPLEMENTING E-SIM TECHNOLOGY

1	2	3	4
 <p>Ahead of Technology Curve</p> <hr/> <p>Access Flexiroam network right out of the box on any eSIM embedded device.</p>	 <p>Zero Distribution Barriers</p> <hr/> <p>Flexiroam app can be downloaded and used immediately with no logistic needs.</p>	 <p>Highly Scalable & Accessible</p> <hr/> <p>Access to all mobile device users. With no physical hardware.</p>	 <p>Higher Frequency of Purchase</p> <hr/> <p>Continuous purchase as demand for data is increasing and recurring all year round.</p>

Cognitive Mobile Operator Engine (CogMoE)

Developing a centralized smart decision-making system that cognitively manages components of a company's processes by designing uniquely personalized promotional campaigns & offerings according to customers usage behaviour.

Flexiroam database of information to support decision-making process:

24 months

Worth of Flexiroam X usage record

44,000

Unique active users

79,000 Gigabyte
Of Data Utilized

Data Usage in 136
Destinations Countries

*Data since the launch of Flexiroam X in June 2016

Changing the Travel Industry by deriving value from automated cognitive decision-making:



Personalized Offerings

Based on insights of data patterns and usage

Customer loyalty through personalized experience



Variable Cost Offerings

Based on analysis of spending patterns

Maximize sales opportunity to all customer segments



Automated promotions

Based on predictions of usage patterns

Improve efficiency in marketing



Predictive Analysis by Destination

Based on demand by destination

Increases Corporate Margins

DATA ROAMING MARKET

2020

REVENUE



\$80 billion data
roaming revenue.¹

MARKET SIZE



1.6 billion global
outbound travelers.²

The data roaming market is expected to generate revenue of about USD 80 billion by 2020, which is attributed to an estimated expansion of 1.6 billion in global outbound traveler. Flexiroam aims to continue growing its market share in this untapped market.

1. http://www.mcit.gov.sa/En/Communication/Pages/ReportsandStatistics/Tele-Reports-11092013_744.aspx

2. http://www.amadeus.com/media/travel_gold_rush_2020/Goldrush_big.jpg



Jefrey Ong

Managing Director
+60 16328-9941
jef@flexiroam.com

Jason Khoo

VP, Business & Investor Development, Global
+60 16 686-8965
jason@flexiroam.com

Flexiroam Limited

ACN 143 777 397

PO Box 3438, Nedlands, Western Australia 6909

79 Broadway, Nedlands, Western Australia 6009