



Awak Mas Gold Project - 1 Moz Ore Reserve
Advancing to Development

Disclaimer



Nature of Document: This presentation has been prepared and issued by Nusantara Resources Limited (Company) to provide general information about the Company. The information in this document is in summary form and should not be relied upon as a complete and accurate representation of any matters that a reader should consider in evaluating the Company. While management has taken every effort to ensure the accuracy of the material in the presentation, neither the Company nor its advisers has verified the accuracy or completeness of the information, or any statements and opinions contained in this presentation.

Not an offer: This presentation and its contents are not an invitation, offer, solicitation or recommendation with respect to the purchase or sale of any securities in any jurisdiction and must not be distributed, transmitted, or viewed by any person in any jurisdiction where the distribution, transmission or viewing of this document would be unlawful under the securities or other laws of that or any other jurisdiction. This presentation is not a prospectus or any other offering document under Australian law (and will not be lodged with the Australian Securities and Investments Commission) or any other law.

Not financial product advice: Neither the Company nor any of its related bodies corporate is licensed to provide financial product advice in respect of the Company's securities or any other financial products. You should not act and refrain from acting in reliance on this presentation material. Nothing contained in this presentation constitutes investment, legal, tax or other advice. This presentation does not take into account the individual investment objectives, financial situation and particular needs of Company shareholders. Before making a decision to invest in the Company at any time, you should conduct, with the assistance of your broker or other financial or professional adviser, your own investigation in light of your particular investment needs, objectives and financial circumstances and perform your own analysis in order to satisfy yourself as to the accuracy and completeness of information, statements and opinions contained in this presentation and elsewhere before making any investment decision.

Forward looking statements: This presentation contains forward-looking information about the Company and its operations. In certain cases, forward-looking information may be identified by such terms as "anticipates", "believes", "should", "could", "estimates", "target", "likely", "plan", "expects", "may", "intend", "shall", "will", or "would". These statements are based on information currently available to the Company and the Company provides no assurance that actual results will meet management's expectations. It is recognized that it is common practice for a company to comment on and discuss its exploration in terms of target size and type. All statements contained in this presentation by the Company which refer to the potential quantity and grade of the target is accompanied by a detailed explanation of the basis for the statement. Forward-looking statements are subject to risk factors associated with the Company's business, many of which are beyond the control of the Company. It is believed that the expectations reflected in these statements are reasonable but they may be affected by a variety of variables and changes in underlying assumptions which could cause actual results or trends to differ materially from those expressed or implied in such statements. There can be no assurance that actual outcomes will not differ materially from these statements.

Disclaimer: No representation or warranty, express or implied, is made by the Company that the material contained in this presentation will be achieved or proved correct. Except for statutory liability which cannot be excluded, each of the Company, its directors, officers, employees, advisors and agents expressly disclaims any responsibility for the accuracy, fairness, sufficiency or completeness of the material contained in this presentation, or any opinions or beliefs contained in this document, and excludes all liability whatsoever (including in negligence) for any loss or damage which may be suffered by any person as a consequence of any information in this presentation or any effort or omission there from. The Company is under no obligation to update or keep current the information contained in this presentation or to correct any inaccuracy or omission which may become apparent, or to furnish any person with any further information. Any opinions expressed in the presentation are subject to change without notice.

Investment Highlights

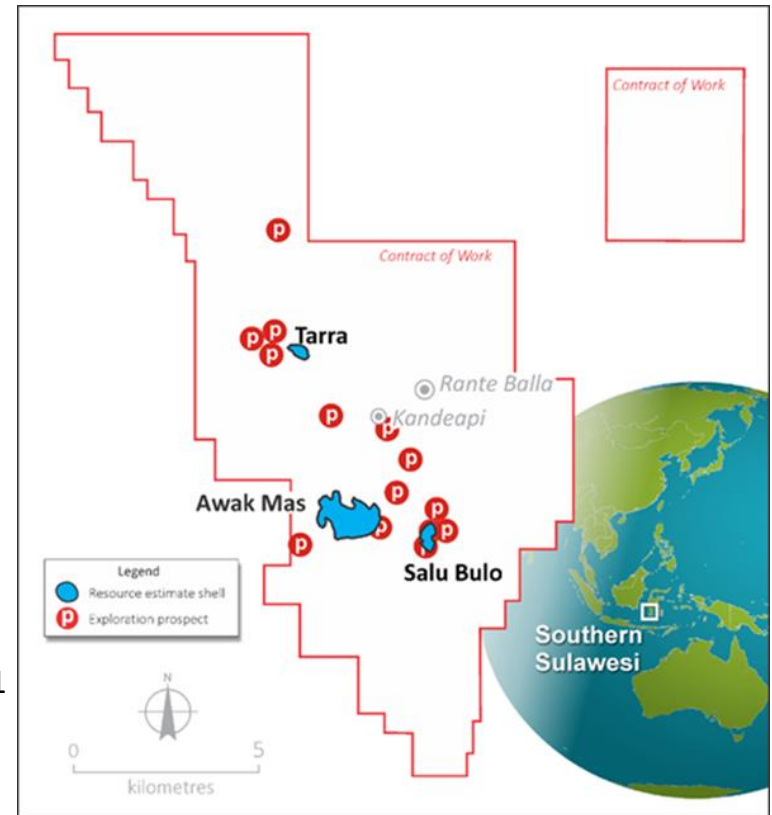


- ✓ Advanced substantial Gold Project
- ✓ 1.0 Moz Ore Reserve⁸, 2.0 Moz Mineral Resource⁹ (90% Indicated)
- ✓ Ore Reserve set to increase from latest drilling results
- ✓ Substantially Undervalued – Nusantara is trading at a **90% discount** to ASX-listed gold development companies on an EV/Reserve ounce
- ✓ DFS imminent – complete in July 2018 (2 months)
- ✓ Project Financing and Strategic Partner commercial discussions well underway
- ✓ Exploration potential significant with early success



100% owned Awak Mas Gold Project in Indonesia

- ✓ 2.0 Moz Mineral Resource⁹
- ✓ Maiden 1.0 Moz Ore Reserve⁸
- ✓ 10 year mine life, 100,000 oz/year⁸
- ✓ Excellent potential to grow the mineral resource and ore reserve^{1, 7}
- ✓ Divestment requirements deferred until 10th year post production at fair value⁶
- ✓ Low cost open pit mining and processing
- ✓ Project approvals in place for construction¹
- ✓ Quality established infrastructure
- ✓ DFS on track for delivery in July 2018
- ✓ Production targeted for 2020



Awak Mas Gold Project located in South Sulawesi with a 14,000 ha Contract of Work

Long tenure to 2050 with ten year investment stability

Awak Mas Gold Project



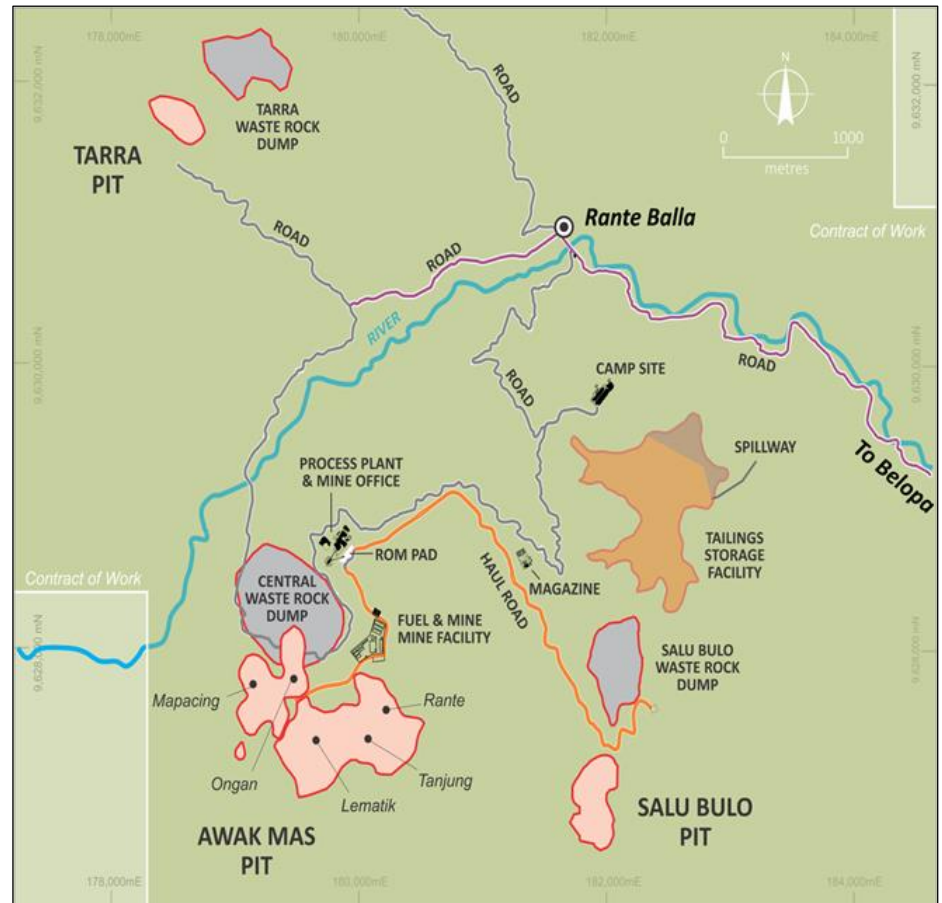
Long life low cost mine near established infrastructure

Strong value drivers⁸

- Low strip ratio ~ 3.5
- High gold recoveries ~ 91% (av)
- 2.5 Mtpa production rate
- Established infrastructure
- Low cost grid power
- Approvals in place
- Non-forestry land

DFS Targets^{1, 8}

- Mine life: > 10 years
- Production: > 100,000 oz/year
- AISC: < US\$700/oz
- Capex: US\$150 – 170M
- Production in 2020

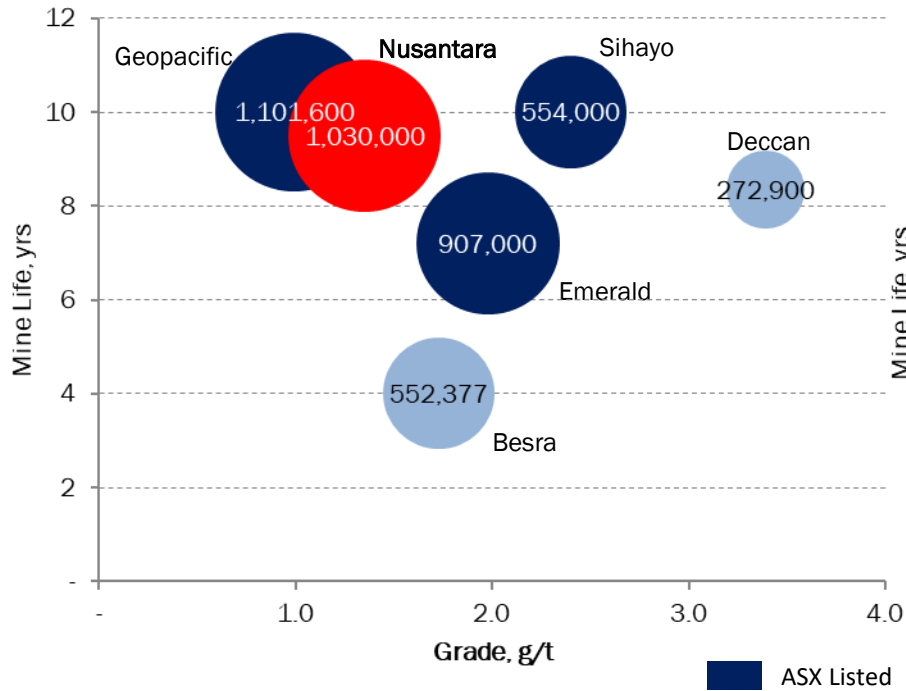


*Awak Mas Gold Project Site Layout
(watch the project video:
<https://nusantararesources.com/videos/>)*

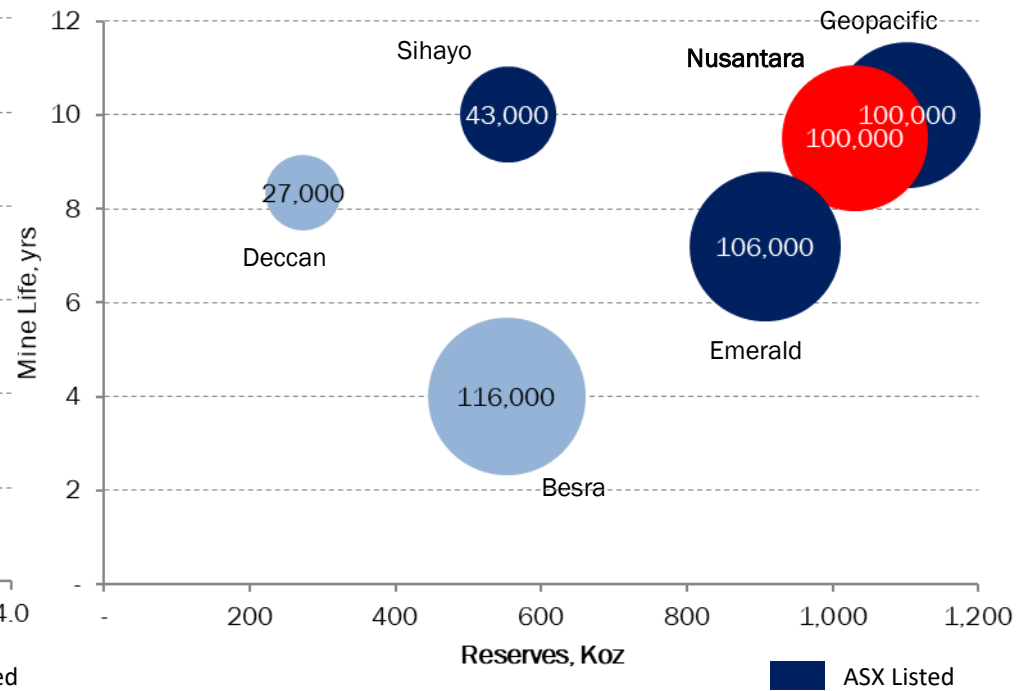
Asia Pacific Comparable Projects



Awak Mas - large, long life, high production gold project



Bubble size represents Ore Reserves (oz)

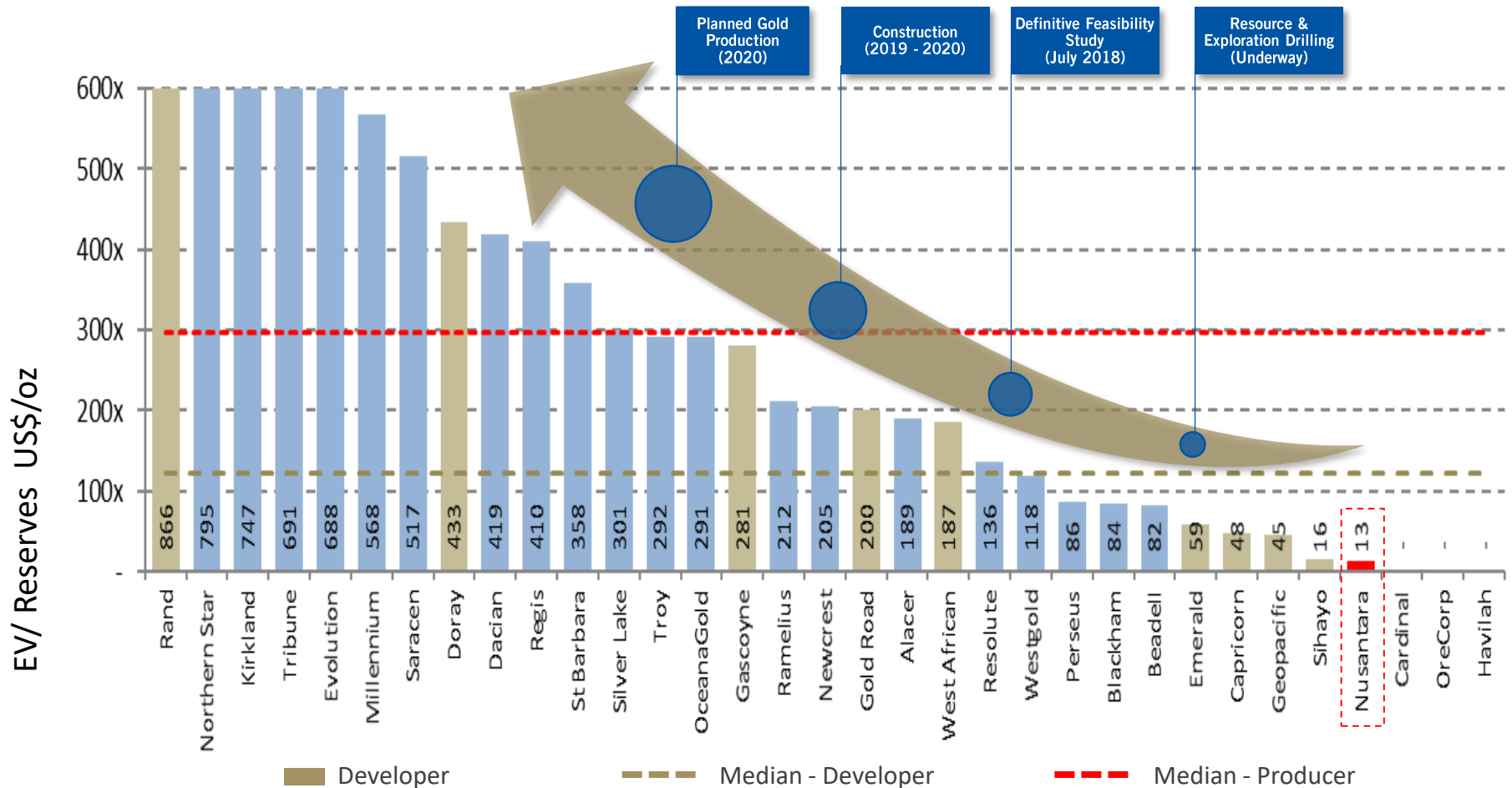


Bubble size represents average annual production rate (oz)

Investment Upside Compared to Peers



Value upside as reserve grows and project is de-risked



Source: S&P Capital IQ at 11 Apr 2018, Company Announcements

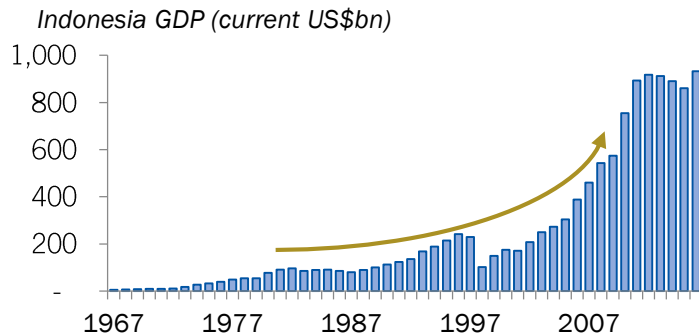
Indonesia – Long History of Successful Mining



An attractive and supportive investment environment

... one of the largest world economies ... with investment grade credit ratings

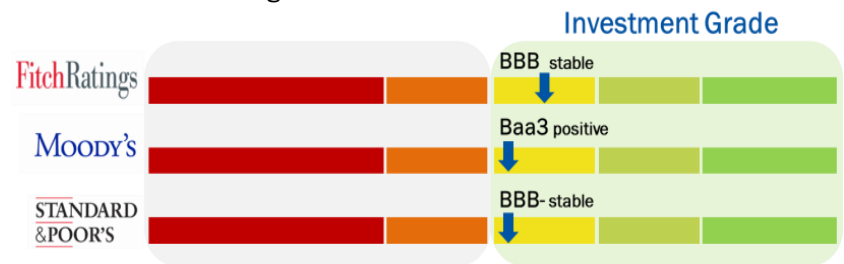
- ✓ GDP has more than doubled over the last 10 years
- ✓ Strong growth continues at ~ 5% pa



Source: World Bank

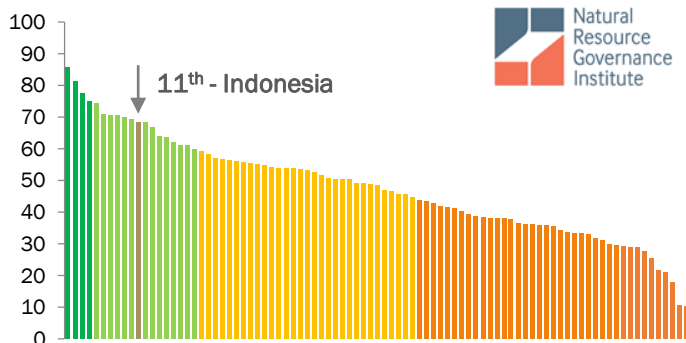
- ✓ Confirm resilience to external shocks
- ✓ Stable outlook

Indonesia Credit Ratings



... one of the most attractive destinations for foresight investors globally

Mining Score 11th out of 81



Source: National Resource Governance Institute 2017 Mining RGI score

Good place for doing business



Source: World Bank 'Doing business survey 2018'; Heritage '2018 Economic Freedom Index'

Project development & Indonesian experienced team

Corporate Information at 30 May 2018	
Shares on Issue	97.5M
Listed Options (42c expiry 14/11/18)	32.5M
Unlisted Options (0.5M @ 42c, 4.4M @ 61c, expiry 2/8/19)	5.9M
Share Price	A\$0.22
Market Capitalisation	A\$21.46M
Cash (as at 31 March 2018)	A\$5.4M

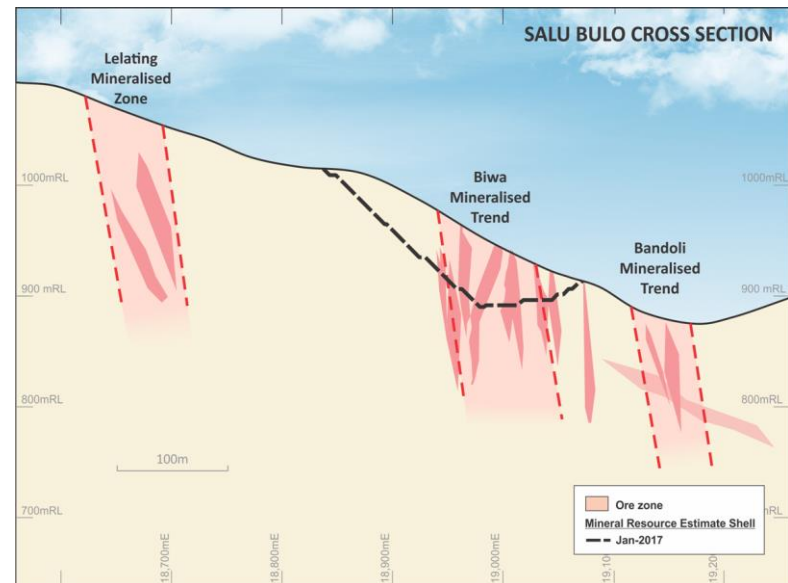
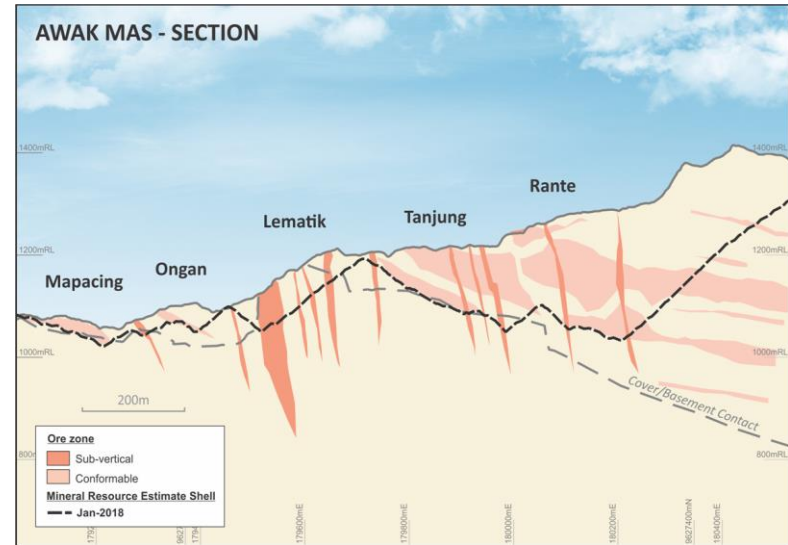
Significant Shareholders	
Name	%
Lion Selection Group	32
AustralianSuper	10
Macquarie	5
Top 10 Shareholders	66%
Total Shareholders	~600

Board and Management		
Name	Position	Speciality
Greg Foulis	Chairman	Finance
Mike Spreadborough	Managing Director	Mining
Boyke Abidin	President Director Indonesia Executive Director	Commerce
Rob Hogarth	Non-Executive Director	Accounting
Robin Widdup	Non-Executive Director (Lion Selection Group nominee)	Investment
Derek Humphry	Chief Financial Officer	Finance
Colin McMillan	General Manager Geology	Geology
Adrian Pratt	General Manager Technical Services	Mining
Adrian Rollke	Country Manager	Commerce




2.0 Moz Mineral Resource with near mine potential

- Mineral Resource (May 2018):⁹
 - 45.3 Mt at 1.40 g/t Au (0.5 g/t Au cut-off)
 - 89% Indicated
 - 86% in Awak Mas deposit
 - Over 1,000 diamond drill holes
- Two phases of mineralisation extending beyond basement contact
- 10,000 m drill program completed in April 2018 resulted in 15% increase in Mineral Resource since May 2017




Maiden 1.0 Moz Ore Reserve with potential for growth⁸

- Probable Ore Reserve:
 - 23.7 Mt at 1.35 g/t Au
(0.5 g/t Au cut-off, US\$1250/oz gold price)
- Underpins 2.5 Mtpa production rate for ten years
- Life-of-mine strip ratio of ~3.5
- Conventional excavator and articulated truck open pit operation
- Multiple ore sources reduces production risk
- Mine design and cost optimisation underway following first pass review
- Further upside expected in July 2018 Ore Reserve update following May 2018 MRE update



Awak Mas Open Pit Design (April 2018)



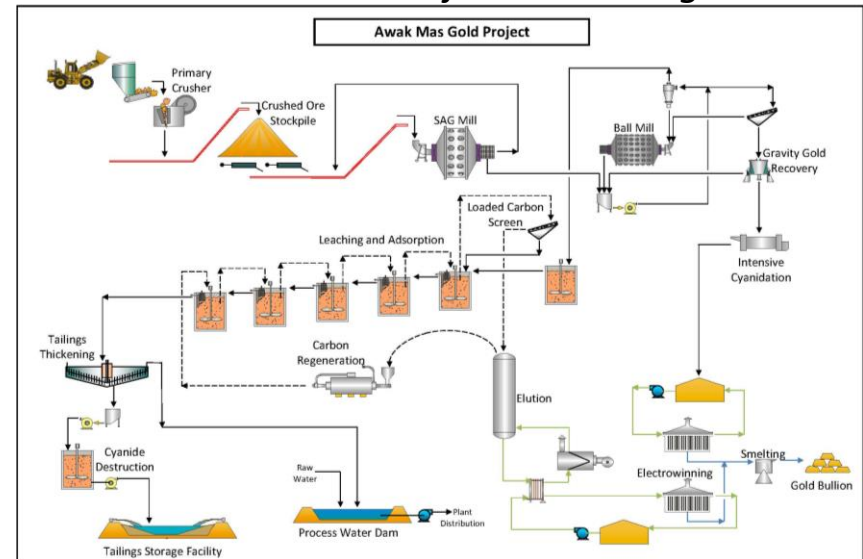
Salu Bulu Open Pit Design (April 2018)

Simple metallurgy drives high gold recovery⁴

- Conventional metallurgy and processing
- Standard CIL processing (Whole of Ore leaching)
- Gold recovery – 90% to 94%
- Low processing cost:⁸
 - Grid power
 - Moderate grind at 75 microns with Bond Work Index of 12.8 kWh/t
 - Moderate reagent consumption
- Tailings distributed to conventional TSF – no deleterious metals



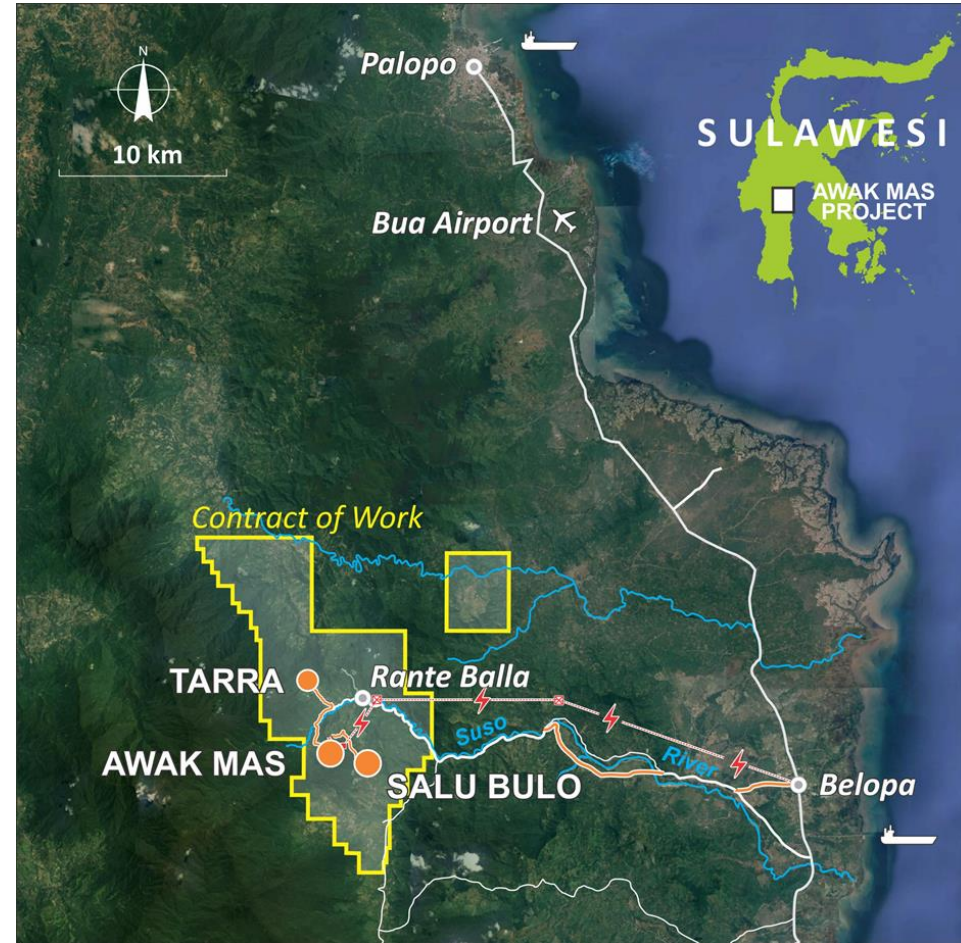
Awak Mas Gold Project Processing Plant



Awak Mas Gold Project Processing Flowsheet

Established infrastructure reduces costs and lifts efficiencies

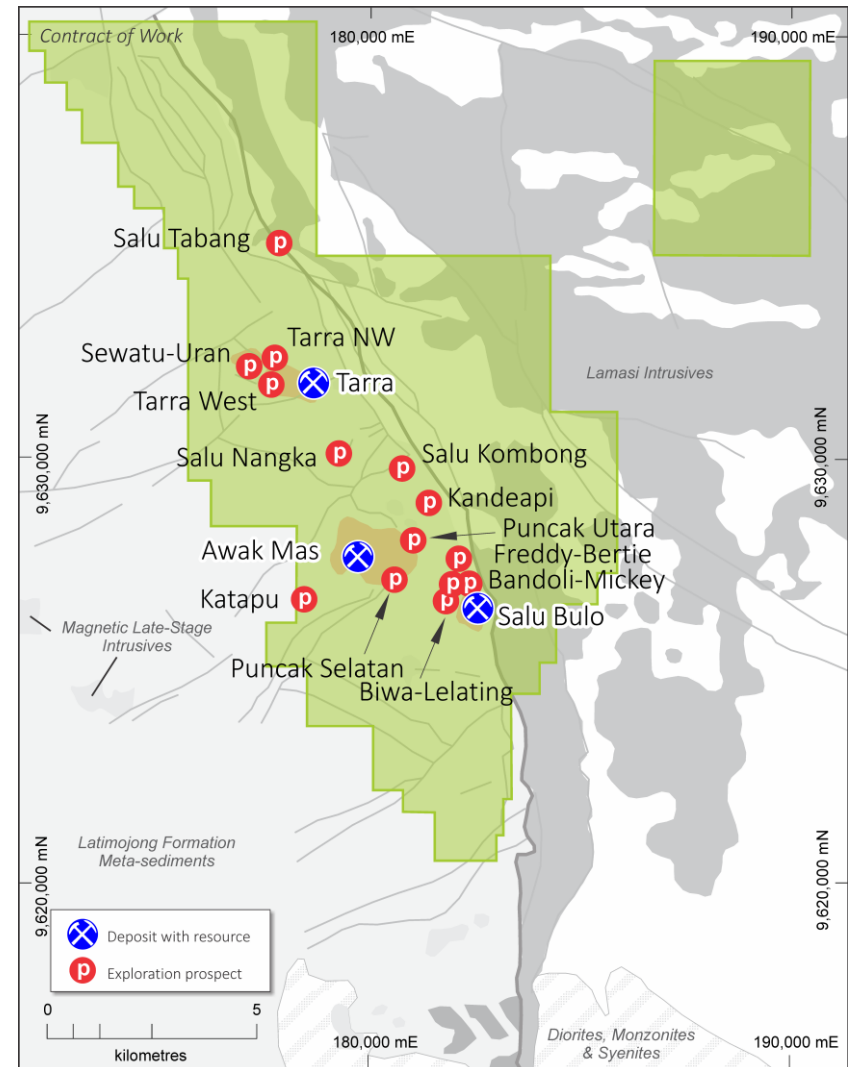
- Project located 45 km from coast
- Good access to roads, two ports, flights, and telecommunication
- 45 min flight time from Makassar to Bua airport
- Project to be powered by low cost grid power for construction and operations. MOU signed with Indonesian national power utility (PT PLN)³
- Makassar – large, +2 million population, modern regional city with international flights and commercial port



Awak Mas Gold Project location in South Sulawesi with close access to established infrastructure

Long term tenure and investment stability

- 100% owned through wholly owned subsidiary PT Masmindo Dwi Area
- 7th Generation Contact of Work (CoW) with Government (similar to State Agreements). Amendment signed March 2018⁶
- 14,000 ha covering non-forestry land
- CoW tenure secured to 2050, with extensions possible as IUPK title system to 2070
- In the 10th year after commercial production, Masmindo is required to offer at least 51% of its share capital to willing Indonesian participants at fair market value



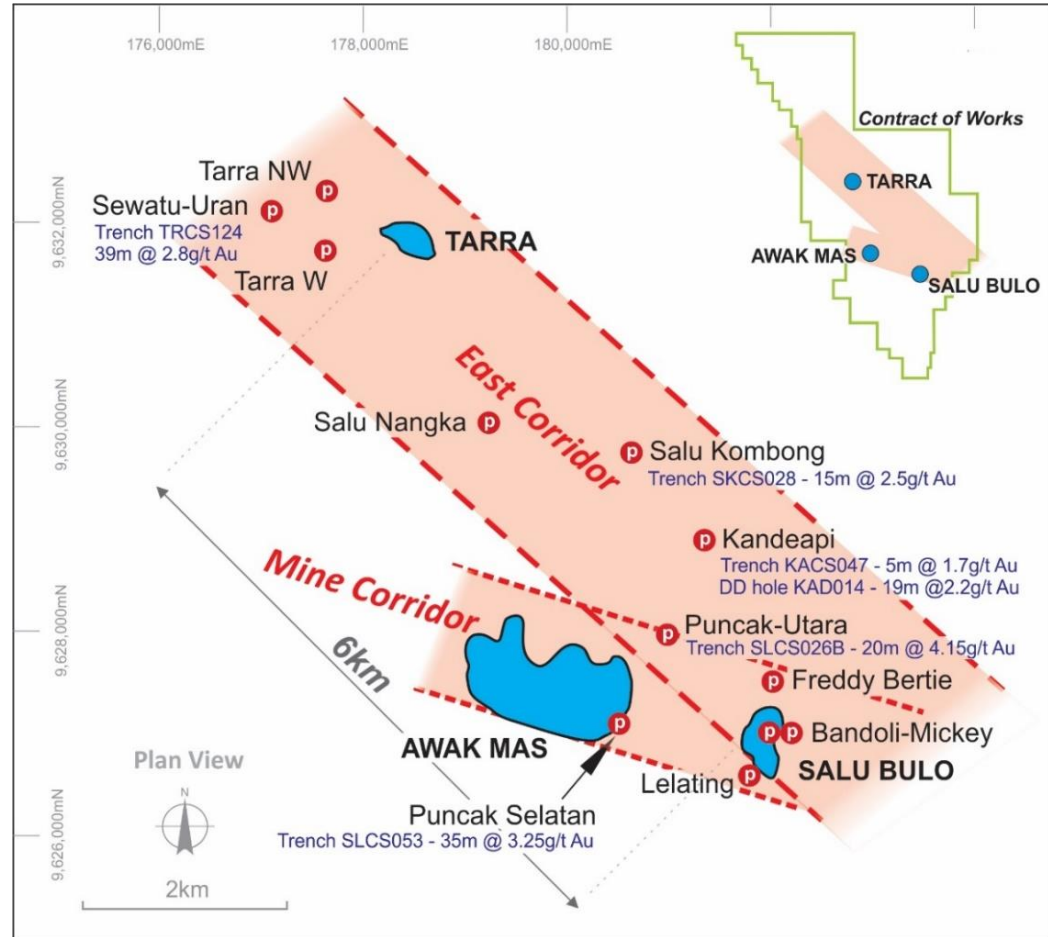
Awak Mas Gold Project Contract of Work

Exploration Potential - CoW



Over 16 high grade exploration targets recognised^{1, 2}

- Aspirational exploration goal: > 5 Moz gold field
- East Corridor – Salu Bulo to Tarra: ‘Walk-up’ drill targets at Kandeapi and Salu Kombong
- Mine Corridor – Awak Mas to Salu Bulo: Early success from recent eastern extension drilling. Close to planned processing facility
- Greenfields exploration potential on unexplored areas in northern and southern parts of CoW



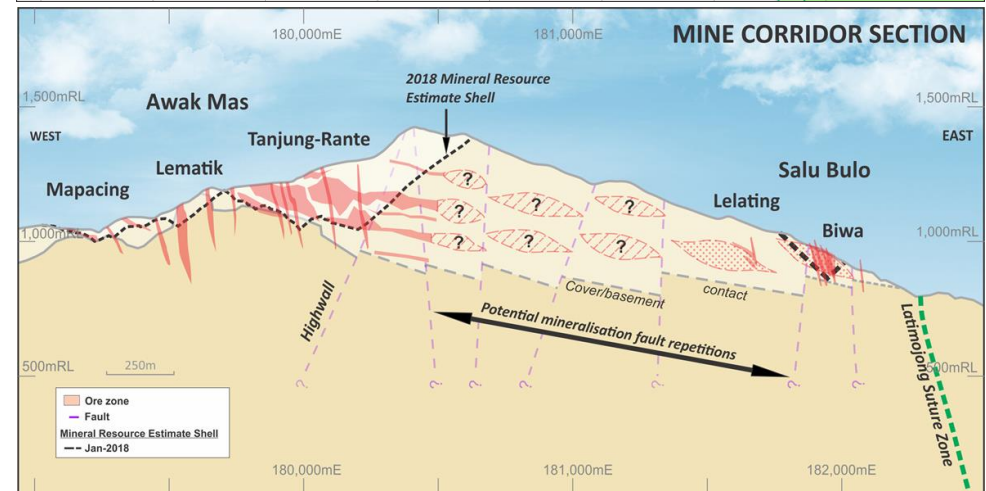
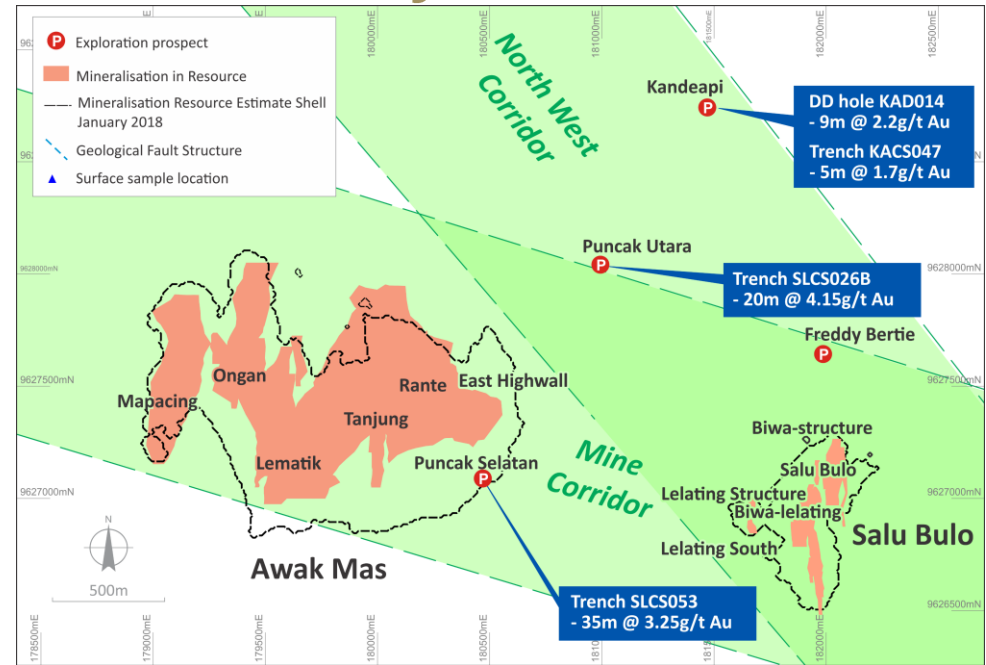
Awak Mas Gold Project Exploration Corridors and High Grade Exploration Targets

Exploration Potential - Mine Corridor



Awak Mas Eastern Highwall – Priority area⁷

- Significant gold mineralisation in eastern extension to Awak Mas deposit
- Potential for additional mineralisation extending between Awak Mas and Salu Bulu deposits
- Exploration model – series of step faults has displaced mineralisation
- Further drilling proposed to test exploration model



Plan (top) and section (bottom) of the corridor between the Awak Mas and Salu Bulu deposits

Development ready, fast track schedule

- Approvals in place for development: Environment Permit awarded in April 2017 and 'Construction Phase' awarded in June 2017
- DFS on track for delivery in July 2018
- Project financing discussions in progress
- Production 27 months post FID (expected late 2018)



Awak Mas Gold Project



Long tenure to 2050+ with ten year investment stability

- ✓ 2.0 Moz Mineral Resource⁹
- ✓ Maiden 1.0 Moz Ore Reserve⁸
- ✓ 10 year mine life, 100,000 oz/year⁸
- ✓ Excellent potential to grow the mineral resource and ore reserve^{1, 7}
- ✓ Divestment requirements deferred until 10th year post production at fair value⁶
- ✓ Low cost open pit mining and processing
- ✓ Project approvals in place for construction
- ✓ Quality established infrastructure
- ✓ DFS on track for delivery in July 2018
- ✓ Targeted production in 2020



Value upside as reserve grows and project is de-risked

1. Refer to Nusantara's IPO Prospectus dated 15 June 2017 as lodged on ASX on 1 August 2017 for further information on the Company's Mineral Resource and Exploration Target.
2. Exploration Target is based on 7 Mt to 10 Mt at an estimated grade between 1.3 g/t Au to 1.5 g/t Au.
3. Nusantara ASX Announcement, 15 August 2017, Grid Power Secured for Awak Mas.
4. Nusantara ASX Announcement, 10 October 2017, Awak Mas DFS Optimisation – Metallurgical Breakthrough.
5. Nusantara ASX Announcement, 8 March 2018, Eastern Extension to Awak Mas Deposit Confirmed.
6. Nusantara ASX Announcement, 15 March 2018, Awak Mas Long Term, Tenure and Ownership Secured.
7. Nusantara ASX Announcement, 4 April 2018, Significant Results for Awak Mas Eastern Drilling.
8. Nusantara ASX Announcement, 18 April 2018, Nusantara Delivers Maiden 1.0 Moz Gold Ore Reserve.
9. Nusantara ASX Announcement, 8 May 2018, Indicated Resource grows by a further 0.2 Moz.

Board & Management



Greg Foulis
Chairman

Finance executive with over 30 years of international experience including roles ranging from senior executive, business development and investment advisory.



Rob Hogarth
Non-executive Director

Mining industry. 37 years with KMPG working as a leader of their Energy & Natural Resources & Major Projects Advisory. Involved with Indonesia since 1983.



Robin Widdup
Non-executive Director

Mining / Equity Market. 40 years experience including Founder & Director of Lion Selection Group Limited.



Mike Spreadborough
Managing Director

Mining engineer, background includes executive roles in project development and construction, technical evaluation and operations as COO (Sandfire, Ivanhoe), GM Operations (Rio Tinto), GM Mining (Olympic Dam), Manager Mining (Kanowna Belle).



Boyke Abidin
President Director Indonesia

Indonesian National, commerce degree (London). Wide mining / government / social experience in Indonesia with Sihayo, Sumatra Copper & Gold. Engaged with Awak Mas since 2000.



Derek Humphry
Chief Financial Officer

Finance / Mining. Financial management experience including feasibility studies, financing and mine development.



Adrian Rollke
Country Manager Indonesia

20 yrs experience in finance and management of resource companies, Director of PT Masmino DWI Area since 2014, has resided in Jakarta for the last 6 years.



Colin McMillan
General Manager Geology

Geologist, 29 years with Newcrest including discovery phases at Telfer, Ridgeway, Cadia and Gosowong. 6 years in Indonesia.



Adrian Pratt
General Manager Technical Services

Mining engineer, 30 years experience. Senior roles in project development and technical evaluation including BHP Cannington (Manager Mining during development), Normandy, CRA and Newcrest (Telfer SLC Feasibility Study).

Community Engagement



Building 'win – win' relationships – supportive community



Caring

We care about people first, ensure a safe work place for our people, are environmentally responsible and support the communities in which we operate.



Integrity

We set high standards of ethics (doing what is right), honouring our commitments, and seeking relationships that are mutually beneficial.



Teamwork

We know that we are stronger when we collaborate, we value the views of others, we all strive to reach our potential and embrace diversity.



Accountability

We take responsibility, doing what we say we will do, and are measured on the outcomes of our decisions and actions.



Excellence

We strive to achieve superior outcomes by focusing on action, continual improvement, and challenge the way we do things.



Ore Reserve Estimate – April 2018⁸



	Classification	Tonnes (Mt)	Au Grade (g/t)	Contained Gold (Moz)
Awak Mas	Proved	-	-	-
	Probable	21.0	1.32	0.89
	Sub-total	21.0	1.32	0.89
Salu Bulo	Proved	-	-	-
	Probable	2.7	1.60	0.14
	Sub-total	2.7	1.60	0.14
Total	Proved	-	-	-
	Probable	23.7	1.35	1.03
	Total	23.7	1.35	1.03

Mineral Resource Estimate – May 2018⁹



	Classification	Tonnes (mt)	Au Grade (g/t)	Contained Gold (Moz)
Awak Mas	Measured	-	-	-
	Indicated	36.4	1.4	1.62
	Inferred	3.1	1.0	0.10
	Sub-total	39.5	1.4	1.72
Salu Bulo	Measured	-	-	-
	Indicated	2.9	1.7	0.16
	Inferred	0.6	1.1	0.02
	Sub-total	3.6	1.6	0.18
Tarra	Measured	-	-	-
	Indicated	-	-	-
	Inferred	2.3	1.34	0.10
	Sub-total	2.3	1.34	0.10
Total	Measured	-	-	-
	Indicated	39.3	1.4	1.78
	Inferred	6.0	1.1	0.22
	Total	45.3	1.4	2.00

Mineral Resource Matrix – May 2018⁹



Constraining Pit Shell

Awak Mas	US\$1,800			US\$1,600			US\$1,400			US\$1,200		
Cut-off Grade	Mt	Au (g/t)	Moz	Mt	Au (g/t)	Moz	Mt	Au (g/t)	Moz	Mt	Au (g/t)	Moz
0.3g/t Au	60.2	1.1	2.11	54.0	1.1	1.96	50.3	1.1	1.86	44.5	1.2	1.68
0.5g/t Au	45.7	1.3	1.93	41.9	1.3	1.81	39.5	1.4	1.72	35.5	1.4	1.57
0.9g/t Au	27.3	1.7	1.53	25.8	1.8	1.45	24.6	1.8	1.39	22.5	1.8	1.28

Salu Bulu

Cut-off Grade	Mt	Au (g/t)	Moz	Mt	Au (g/t)	Moz	Mt	Au (g/t)	Moz	Mt	Au (g/t)	Moz
0.3g/t Au	4.9	1.3	0.20	4.7	1.3	0.20	4.5	1.3	0.19	4.0	1.4	0.18
0.5g/t Au	3.8	1.5	0.19	3.7	1.6	0.19	3.6	1.6	0.18	3.2	1.6	0.17
0.9g/t Au	2.5	2.0	0.16	2.4	2.0	0.16	2.4	2.0	0.15	2.2	2.1	0.15

Tarra

Cut-off Grade	Mt	Au (g/t)	Moz	Mt	Au (g/t)	Moz	Mt	Au (g/t)	Moz	Mt	Au (g/t)	Moz
0.3g/t Au	4.1	1.1	0.15	3.6	1.1	0.13	2.7	1.2	0.10	2.4	1.2	0.09
0.5g/t Au	3.4	1.3	0.14	3.0	1.3	0.13	2.3	1.3	0.10	2.1	1.4	0.09
0.9g/t Au	2.0	1.7	0.11	1.9	1.7	0.10	1.5	1.7	0.08	1.3	1.7	0.07

Project Total

Cut-off Grade	Mt	Au (g/t)	Moz	Mt	Au (g/t)	Moz	Mt	Au (g/t)	Moz	Mt	Au (g/t)	Moz
0.3g/t Au	69.2	1.1	2.46	62.4	1.1	2.29	57.4	1.2	2.15	50.9	1.2	1.96
0.5g/t Au	53.0	1.3	2.26	48.7	1.4	2.12	45.3	1.4	2.00	40.8	1.4	1.83
0.9g/t Au	31.8	1.8	1.80	30.1	1.8	1.71	28.4	1.8	1.63	26.1	1.8	1.51

Competent Persons Statement



The information in this announcement that relates to the Ore Reserves of Nusantara Resources is summarised from publicly available reports as released to the ASX of the respective companies. The results are duly referenced in the text of this report and the source documents noted above.

Exploration and Resource Targets

Any discussion in relation to the potential quantity and grade of Exploration Targets is only conceptual in nature. While Nusantara Resources may report additional JORC compliant resources for the Awak Mas Gold Project, there has been insufficient exploration to define mineral resources in addition to the current JORC compliant Mineral Resource inventory and it is uncertain if further exploration will result in the determination of additional JORC compliant Mineral Resources.

Exploration Results

The information in this report which relates to Exploration Results is based on, and fairly represents, information compiled by Mr Colin McMillan, (BSc) for Nusantara Resources. Mr McMillan is an employee of Nusantara Resources and is a Member of the Australian Institute of Mining and Metallurgy (AusIMM No: 109791). Mr McMillan has sufficient experience that is relevant to the style of mineralisation and type of deposit under consideration and to the activity being undertaken to qualify as a Competent Person as defined in the 2012 Edition of the “Australasian Code for Reporting of Exploration Results, Mineral Resources and Ore Reserves”. Mr McMillan consents to the inclusion in the report of the matters based on this information in the form and context in which it appears.

Mineral Resources

The information in this report that relates to the Mineral Resource Estimation for the Awak Mas Gold Project is based on and fairly represents information compiled by Mr Adrian Shepherd, Senior Geologist, (BSc), MAusIMM CP, for Cube Consulting Pty Ltd. Mr Shepherd is an employee of Cube Consulting Pty Ltd and is a Chartered Professional geologist and a current Member of the Australian Institute of Mining and Metallurgy (AusIMM No: 211818). Mr Shepherd has sufficient experience that is relevant to the style of mineralisation and type of deposit under consideration and to the activity being undertaken to qualify as Competent Person as defined in the 2012 Edition of the “Australasian Code for Reporting of Exploration Results, Mineral Resources and Ore Reserves”. Mr Shepherd consents to the inclusion in the report of the matters based on this information in the form and context in which it appears.

Ore Reserves

The information in this report that relates to the Ore Reserves Estimation for the Awak Mas Gold Project is based on and fairly represents information compiled by Mr David Varcoe, Principal Mining Engineer, for AMC Consulting Pty Ltd. Mr Varcoe is an employee of AMC Consulting Pty Ltd and is a current Fellow of the Australian Institute of Mining and Metallurgy (AusIMM No: 105971). Mr Varcoe has sufficient experience that is relevant to the style of mineralisation and type of deposit under consideration and to the activity being undertaken to qualify as Competent Person as defined in the 2012 Edition of the “Australasian Code for Reporting of Exploration Results, Mineral Resources and Ore Reserves”. Mr Varcoe consents to the inclusion in the report of the matters based on this information in the form and context in which it appears.

Metallurgy

The information in this report that relates to metallurgy and metallurgical test work and findings for Awak Mas Gold Project is based, and fairly represents information compiled by Mr John Fleay, Manager Metallurgy, FAusIMM, for Minnovo Pty Ltd. Mr Fleay is an employee of Minnovo Pty Ltd and is a current Member of the Australian Institute of Mining and Metallurgy (AusIMM No: 320872). Mr Fleay has sufficient experience that is relevant to the style of mineralisation and type of deposit under consideration and to the activity being undertaken to qualify as Competent Persons as defined in the 2012 Edition of the “Australasian Code for Reporting of Exploration Results, Mineral Resources and Ore Reserves”. Mr Fleay consents to the inclusion in the report of the matters based on this information in the form and context in which it appears.

New Information or Data

Nusantara Resources confirms that it is not aware of any new information or data that materially affects the information included in the original market announcements and, in the case of estimates of Mineral Resources and Ore Reserves, which all material assumptions and technical parameters underpinning the estimates in the relevant market announcement continue to apply and have not materially changed. The Company confirms that the form and context in which the Competent Person’s findings are presented have not materially changed from the original market announcement.